

## PSP3A-12VS

### Linear Power Supply

- 220Vac power input
- 12Vdc 3Amp output
- Deep discharge protection
- LED Indicators
- Lockable
- Battery charging circuit

H	W	D
225	195	80



## PSU200 33

### Linear Power Supply

- 230Vac power input
- 12Vdc 2Amp output
- Battery charging circuit
- Built-in timer circuit

H	W	D
330	330	80



# PSU 1201T

## Linear Power Supply

- 230Vac power input
- 12Vdc 1Amp output
- Battery charging circuit

H	W	D
185	230	70



# PSU 1203T

## Linear Power Supply

- 230Vac power input
- 12Vdc 3Amp output
- Battery charging circuit

H	W	D
185	230	70



# PSU 1205T

## Linear Power Supply

- 230Vac power input
- 12Vdc 5Amp output
- Battery charging circuit

H	W	D
185	230	70






# PS1A-12VS

## Switch Mode Power Supply

- 220Vac power input
- 12Vdc 1Amp output
- Deep discharge protection
- LED Indicators
- Lockable
- Battery charging circuit

H	W	D
225	195	80




# PS2A-12VS

## Switch Mode Power Supply

- 220Vac power input
- 12Vdc 2Amp output
- Deep discharge protection
- LED Indicators
- Lockable
- Battery charging circuit

H	W	D
225	195	80




# PS3A-12VS

## Switch Mode Power Supply

- 220Vac power input
- 12Vdc 3Amp output
- Deep discharge protection
- LED Indicators
- Lockable
- Battery charging circuit

H	W	D
225	195	80





# APSU3A-12

## Power Supply

- 12Vdc 3Amp
- Metal case
- Battery charging circuit
- Lockable

H	W	D
265	195	72



# PS5A-12VS

## Switch Mode Power Supply

- 220Vac power input
- 12Vdc 5Amp output
- Deep discharge protection
- LED Indicators
- Lockable
- Battery charging circuit

H	W	D
225	195	80




# PS5A-12VL

## Switch Mode Power Supply

- 220Vac power input
- 12Vdc 5Amp output
- Deep discharge protection
- LED Indicators
- Lockable
- Battery charging circuit

H	W	D
305	304	85



# PS1A-24VL

## Switch Mode Power Supply

- 220Vac power input
- 24Vdc 1Amp output
- Deep discharge protection
- LED Indicators
- Lockable
- Battery charging circuit

H	W	D
305	340	85



# PS3A-24VL

## Switch Mode Power Supply

- 220Vac power input
- 24Vdc 3Amp output
- Deep discharge protection
- LED Indicators
- Lockable
- Battery charging circuit

H	W	D
305	340	85



# PS5A-24VL

## Switch Mode Power Supply

- 220Vac power input
- 24Vdc 5Amp output
- Deep discharge protection
- LED Indicators
- Lockable
- Battery charging circuit

H	W	D
305	340	85

