

IXP220 SOFTWARE

w w w . i m p r o . n e t



impro technologies®
ACCESS CONTROL



IXP220

VERSION 1.82

Minimum Software Requirements:
ISL915-0-0-GB Notification Unlock Code

IXP220 v1.82 - NOTIFICATIONS

Notifications are messages designed to inform the user of specific events or transactions that take place on an IXP220 controlled site. This new feature in the latest version of the IXP220 software is easily setup to broadcast a notification of any event as it happens via SMS, e-mail or Twitter. In addition a pre-designed, dynamic report can be added to e-mail notifications allowing the recipient to make informed, relevant decisions based on real-time information.

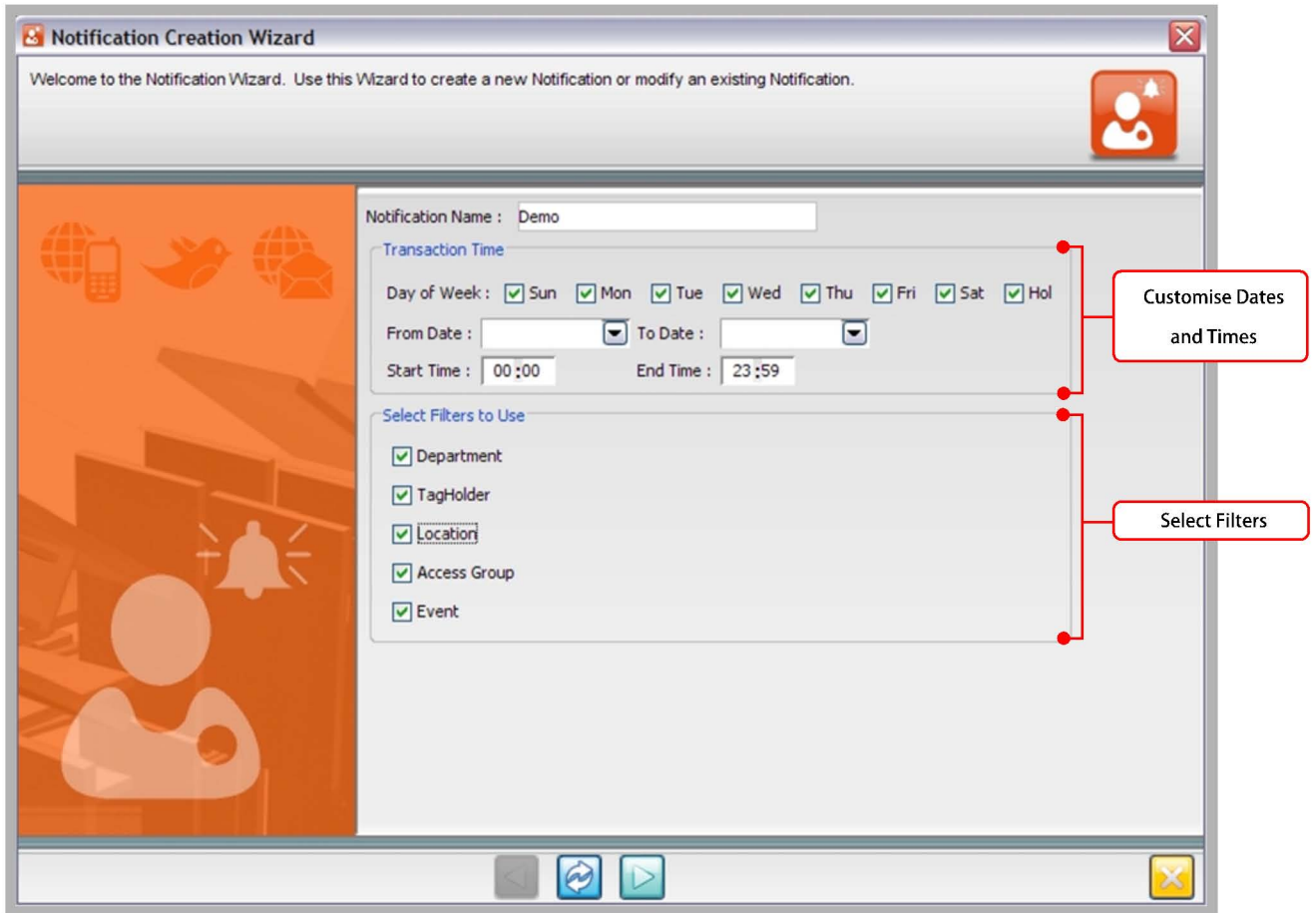
Latest Technology

With online social networks leading the way in delivering the latest personal and corporate information, Impro has once again taken the lead with innovative technology by including Twitter as a form of delivering instant site information as and when it might happen. A transaction based notification when triggered can send a notification in three formats: E-mail, SMS or tweet (using Twitter). The end-user not only has the ability to custom design what notifications should be delivered according to determined events or transactions, but can now also determine *which* notifications are broadcast publicly via Twitter. This new feature is a perfect example of Impro's dedication to staying ahead of the times by delivering the latest innovations, and ultimately keeping customers at the fore of leading access control technology.

FEATURES:

- Receive Access Control notifications and messages as they happen.
- Notifications sent across multiple media platforms – SMS, E-Mail, Twitter.
- Immediate action options are afforded to the Site Management.
- Descriptive and precise information can be customised to the receiver's needs.
- PDF reports can be attached to E-mail notifications.
- Notifications are event-triggered actions.
- Notifications are broken into two parts - Transaction Based notifications and Building Management notifications.





Notification Creation Wizard

Welcome to the Notification Wizard. Use this Wizard to create a new Notification or modify an existing Notification.

Notification Name : Demo

Transaction Time

Day of Week : Sun Mon Tue Wed Thu Fri Sat Hol

From Date : [] To Date : []

Start Time : 00:00 End Time : 23:59

Select Filters to Use

Department

TagHolder

Location

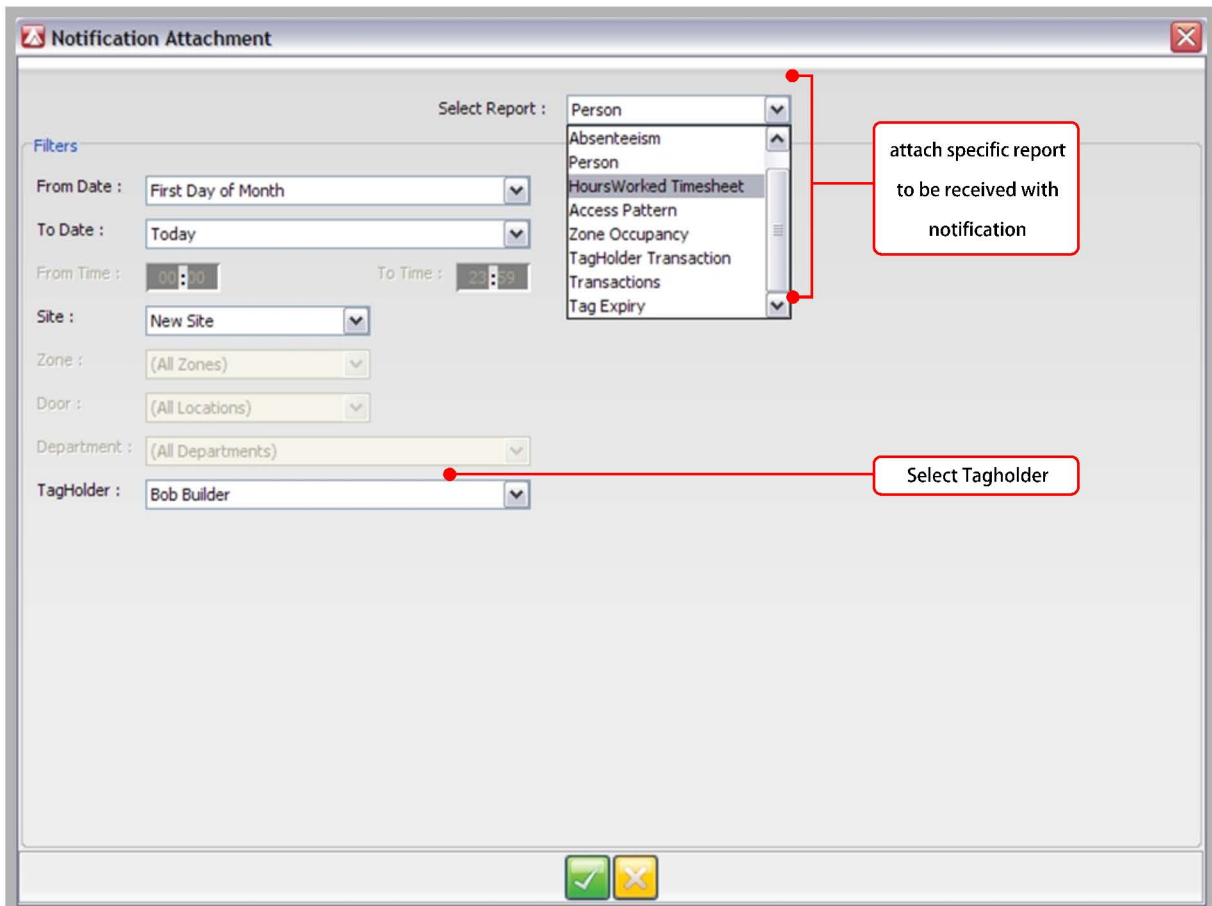
Access Group

Event

Customise Dates and Times

Select Filters

[image: Notification Configuration]



Notification Attachment

Select Report : Person

Filters

From Date : First Day of Month

To Date : Today

From Time : 00:00 To Time : 23:59

Site : New Site

Zone : (All Zones)

Door : (All Locations)

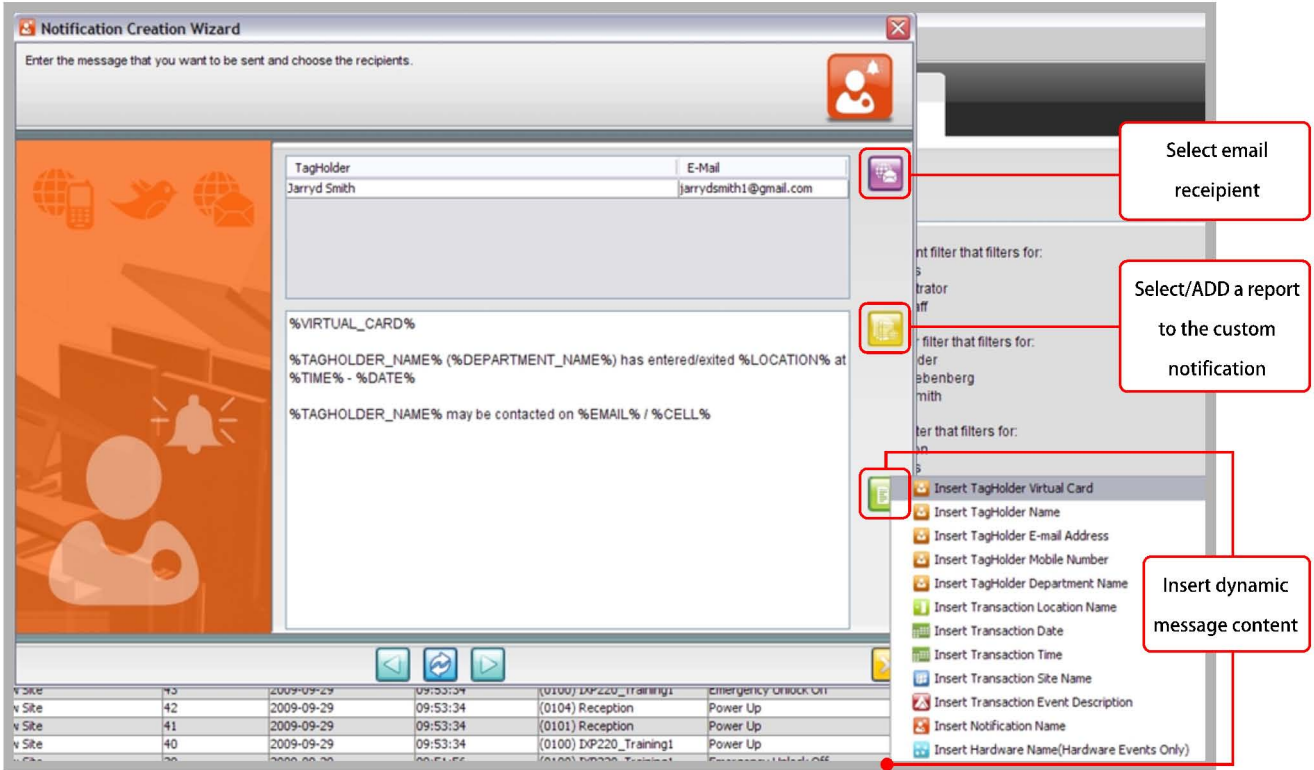
Department : (All Departments)

TagHolder : Bob Builder

attach specific report to be received with notification

Select Tagholder

[image: Notifications – add a specific report to be emailed along with the notification]



[Image: Notification Dynamic Message editor]

Dynamic Message Content

Static messages offer very limited information. However dynamic messages change according to the event or transaction that has created the message. It is for this reason that Impro has developed a dynamic message content editor that allows you to pre-program inputs such as a Tag holder's name or Door location. This will then alter the message each time it is generated to show specifically which Tag holder has entered/exited through which door.

Dynamic message content editor also includes info options such as:

- Tagholder mobile number
- Tagholder department
- Transaction location name
- Transaction date/time
- Transaction event description