


RADIO TRANSMITTER

# ASTRO 43<sub>SAW</sub>

➤ Radio remote control system with 433.92 MHz frequency



GB



**FADINI**<sup>®</sup>  
the gate opener

# ASTRO 43<sub>SAW</sub>

## Radio remote control system with 433.92 MHz frequency



Transmitter  
2 channel type



Transmitter  
4 channel type



Transmitter  
2 channel type  
Astro 43 Piccolo

New frequency for a new generation radio remote control system, fitted with stabilized oscillator, an extremely reliable unit designed to operate automatic gates from a distance. Its integrated circuit is "LSI-Custom" type, a guarantee of top quality for this unit, which is safe and secure to operate through an encoding system. It is a radio remote control which has been designed for multifunction applications, where several transmitters are required to operate one receiver only; or more receivers can be controlled by one or more transmitters without interference problems.

"Astro 43" radio receiver is designed to operate through an aerial, and terminals are provided for connecting the coaxial cable; the P.C. board is fitted with DIP switches to set the access code, and with a terminal board for the electrical connections; by means of a modular system it is possible to fit up to 3 relay

modules, in addition to the factory-fitted one, to operate channels II, III and IV. The casing is weather- and shockproof, condensation preventing. The hand held transmitter has an easy grip design; run down batteries can be replaced through a removable cover, which also provides access facility to the DIP switches to set the desired access code to match that set in the receiver. The transmitter has a "led" indicator which becomes illuminated on pulsing any required buttons. The shockproof casing is black, and the purple, ie. "heather" red push buttons are easy to touch. Please note the most essential technical features:


- Press the required button. A command pulse becomes operative on releasing it. On pressing again a new pulse is emitted that, through the receiver, either halts the gates, travel direction is reversed on releasing it, or holds the gates stopped as long as the button is kept down.

The latest version Astro 43 Piccolo has been further improved in style and provides an extremely good two button touch. The casing includes two large, ergonomic buttons and a led indicator in the shape of a diamond between them. Its compact format will allow you to keep it easily ready at your hand; the eye in the casing can provide a fixing for your keyring so that you cannot lose it.

Astro 43 Piccolo can be encoded by means of Dip-switches, and the battery is easy to replace. Both are safely protected inside the casing.

It is a reliable product of significant distance range. It is made of shock-resistant ABS plastic; a special film provides protection from wear and improves the quality of the finish, which distinguishes Astro 43 Piccolo on touching it.

# RADIO TRANSMITTER



**ASTRO 43/2R**  
Plug-in receiver card



**ELPRO 13 CEI**  
Control box

- Always fit the receiver with the aerial type "A43". Connect the braided wire and the "core" to the respective terminals.
- Set a matching access code both with the receiver and transmitter by means of the provided DIP switches. See the diagrams supplied with the receiver.
- Important. Keep the transmitter away from heat sources and handle it with care.
- Dispose properly of run down batteries through specialized companies.

**Astro 43 saw is available in 2 models (2 and 4 channels). Any transmitter can operate any receiver independently from the number of the channels, provided that the respective codes match correctly and that encoding is strictly done in compliance with the instructions supplied with the equipment.**



Aerial with 3 m coaxial cable



**ASTRO 43/1R**  
Radio receiver in weatherproof case



N.O. relay module

## Technical specifications

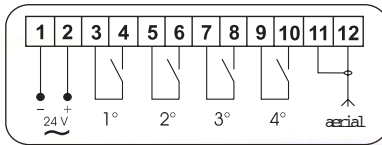
### TRANSMITTER

Working frequency .....	433.92 MHz
Frequency tolerance .....	+/- 75 KHz
Max. apparent radiated power .....	0.1 mW
Max. apparent power of non essential emissions .....	4 nW
Class of modulation .....	AM/ASK
Power supply (alkaline battery) .....	12 Vdc ±10%
Absorption .....	15 mA
Working temperature .....	-10°C +55°C
Distance range .....	120 m
Signal led .....	red

**APPROVAL No. CEPT LPD - I - 07-03-97-0000720**

### RADIO RECEIVER

Working frequency .....	433.92 MHz
Local oscillator frequency .....	433.42 MHz
Frequency tolerance .....	+/- 75 KHz
Intermediate frequency value .....	500 KHz
Stray emission max. power .....	4 nW
Aerial impedance value .....	50 Ω
Sensitivity (to working pulse) .....	1.5 μV
Alternate current power supply .....	24 Vac
D.C. power supply .....	13.8±24 dc
Absorption .....	20 mA
Working temperature .....	-10°C +55°C
Safety delay time .....	150 ms
Relay contact rating .....	0.5 A - 125 Vac
Distance range .....	120 m



### WARNINGS

- A radio signal is activated by pressing a transmitter button and remains activated as long as the button is kept down. A red led switches on to visually confirm the signal being activated.
- An electric contact is closed instantaneously on releasing the button and the unit becomes operative.
- Replace the 12 V battery should the led flash on/off.
- To achieve best performance of the aerial, make sure that the core is connected to the terminal identified with the aerial symbol, and the braided wire to its respective terminal.
- Keep the transmitter away from heat sources and preserve it from shocks.
- Dispose properly of run down batteries.

## Dimensions



84x43x17 mm



91x73x27 mm

"CEPT-LPD I"  
07.03/97 - 0000720  
CE 0678



240x145x40 mm

Distributor's box

The manufacturers reserve the right to change the products without any previous notice



EUROPEAN MARK CERTIFYING  
CONFORMITY TO THE  
ESSENTIAL REQUIREMENTS OF  
THE STANDARDS 98/37 EC

- DECLARATION OF CONFORMITY
- GENERAL WARNINGS
- EN 12453, EN 12445 STANDARDS
- CEI EN 60204-1 STANDARDS
- WARRANTY CERTIFICATE ON THE CUSTOMER'S REQUEST



AUTOMATIC GATE MANUFACTURERS

The "CE" mark certifies that the operator conforms to the essential requirements of the European Directive art. 10 EEC 73/23, in relation to the manufacturer's declaration for the supplied items, in compliance with the body of the regulations ISO 9000=UNI EN 29000. Automation in conformity to EN 12453, EN 12445 safety standards. The growth of MECCANICA FADINI has always been based on the development of guaranteed products thanks to our "TOTAL QUALITY CONTROL" system which ensures constant quality standards, updated knowledge of the European Standards and compliance with their requirements, in view of an ever increasing process of improvement.

Via Mantova, 177/A - 37053 Cerea (Verona) Italy - Tel. 0442 330422 r.a. - Fax 0442 331054 - e-mail: info@fadini.net - www.fadini.net