



Training Presentation: Welcome & Indoor Siren



NETATMO

Same home, **just smarter**



NETATMO, YOUR NEXT HOME IS HERE

Our mission at Netatmo is to develop products that offer you a **safer and more comfortable home**. We are committed to designing products that are:

- **Beautiful**, because your interiors deserve the best,
- **Intelligent**, so that you don't have to spend your time worrying about them,
- And **useful**, because no one likes gadgets.

Simply, intuitively, without ever intruding on your private life; **Netatmo helps you take control of your home.**

NETATMO



NETATMO

welcome

Indoor security camera: receive home intruder alerts
direct to your smartphone



WHY BUY A SMART SECURITY CAMERA



See what happens in your home in real-time



Alerts on your smartphone when movement is detected



WHY BUY A NETATMO WELCOME CAMERA



Be alerted only when it matters thanks to advanced algorithms



Effortless setup in just a few minutes



No hidden fees or monthly charges



REVOLUTIONARY TECHNOLOGY FOR A SAFER HOME



FACE RECOGNITION

Welcome can tell the difference between who is home - your kids, elderly parents - or an intruder and notifies you on your smartphone.



ALARM DETECTION

When the camera hears an alarm, such as a security or smoke alarm, it sends a notification to your smartphone and records a video.



PET DETECTION

Deactivate alerts caused by your pet's movements around the house or enable pet detection alerts to check on your pet when you are away.



A POWERFUL EXPERIENCE



SUPERIOR NIGHT VISION

Protection day and night with infrared night vision for clear videos even in total darkness.



STUNNING FULL HD VIDEOS

Full HD 1080p provides the highest video quality, so you can see clearly what's happening at home.



EXTENSIVE 130° FIELD OF VIEW

Welcome's extensive 130° field of view provides an extraordinary coverage.



POWERFUL ZOOM

Zoom into the smallest details with Welcome's 8x digital zoom.



FREE AND SECURE VIDEO STORAGE



ENTIRELY PRIVATE SD CARD STORAGE

Recorded videos and identification data stay entirely private thanks to the camera's local microSD card. A microSD card is included.



BACKUP SCREENSHOT

A screenshot of each event is the only thing stored in the Netatmo cloud – and nothing else. The camera selects the clearest image of each face for each event.



OPTIONAL CLOUD STORAGE

Backup your videos on your personal Dropbox account or FTP server.



DATA PROTECTION

Your data is secured by an encrypted connection to guarantee the highest level of confidentiality.



NO EXTRA FEES



FREE VIDEO ACCESS

Access your videos and live stream through the App – anytime, anywhere, on any device.



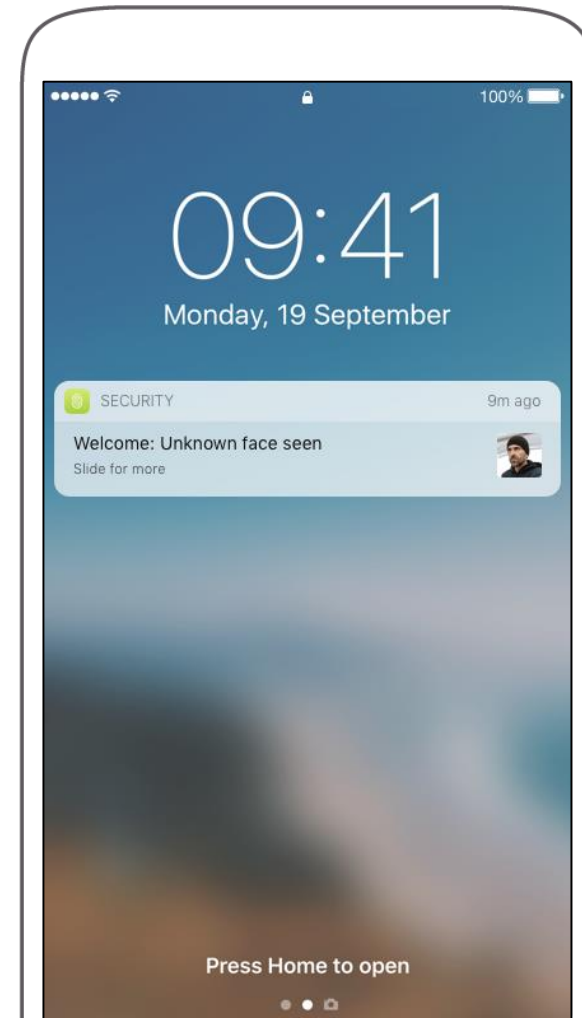
FREE VIDEO STORAGE

There is no subscription, no contract and no fee. Storing your videos is free on the included microSD card, with the option of using your Dropbox account or your FTP server as additional storage.



RECEIVE INTRUDER ALERTS

In case of intrusion, you receive a real-time alert on your smartphone, together with a video of the burglar recorded by Welcome.

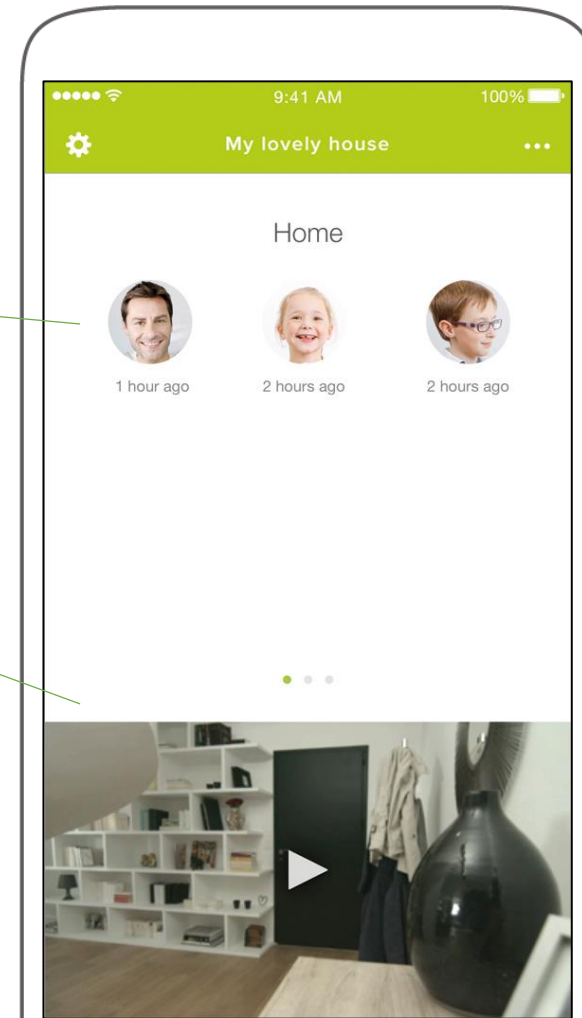




SEE INSTANTLY WHO IS HOME

See who is currently home and when a person was most recently seen.

Access live streaming with a click.



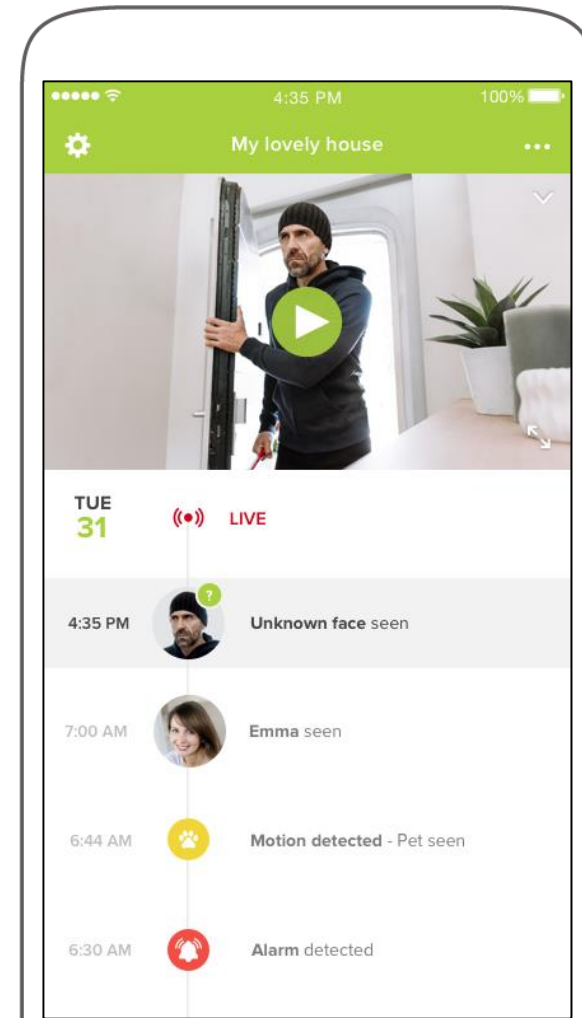


EASILY ACCESS PAST EVENTS

Access past videos with a simple click on the timeline event.

The camera only records what matters, preventing hours of empty footage.

Each video can be downloaded.

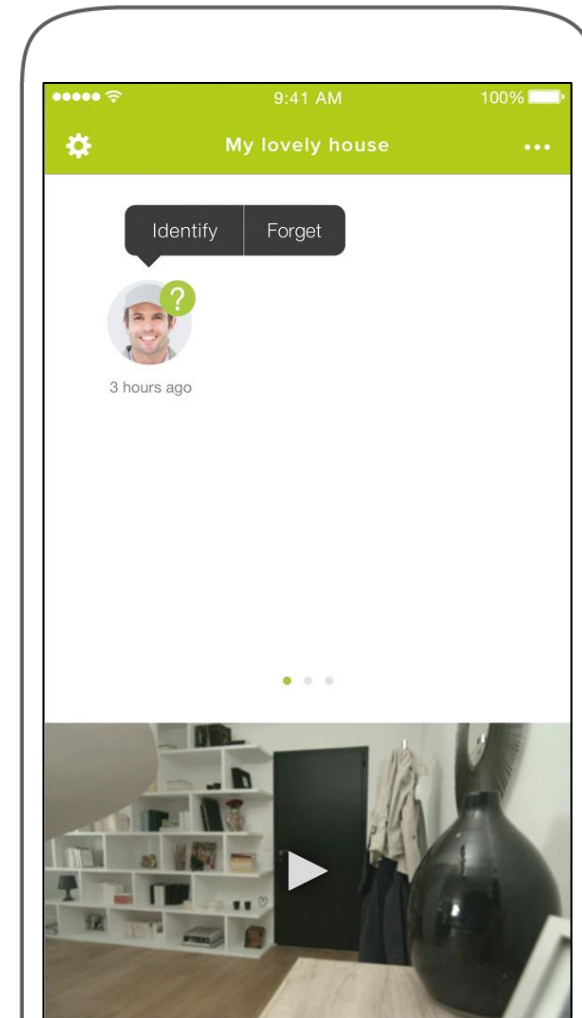




IDENTIFY WITH A CLICK

When Welcome sees a face it automatically takes a screenshot.

To «identify» the face press and hold on it for 2 seconds and then click «identify». You are then able to give the person a name and to create a profile.



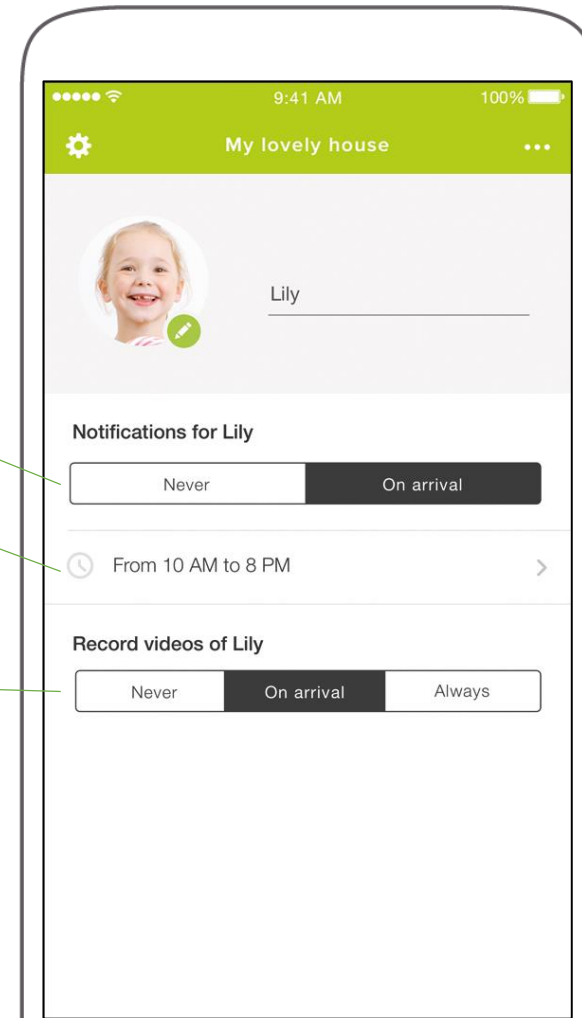


CUSTOMIZE NOTIFICATIONS AND VIDEO RECORDING

Notifications: on/off for Lily

Notifications: select when to receive notifications


Video recording: on/off for Lily





COMPATIBILITIES

Welcome is compatible with:



iOS 9 minimum required



Android 4.3 minimum required
with access to Google Play





MAKE YOUR HOME SMARTER WITH APPLE HOMEKIT

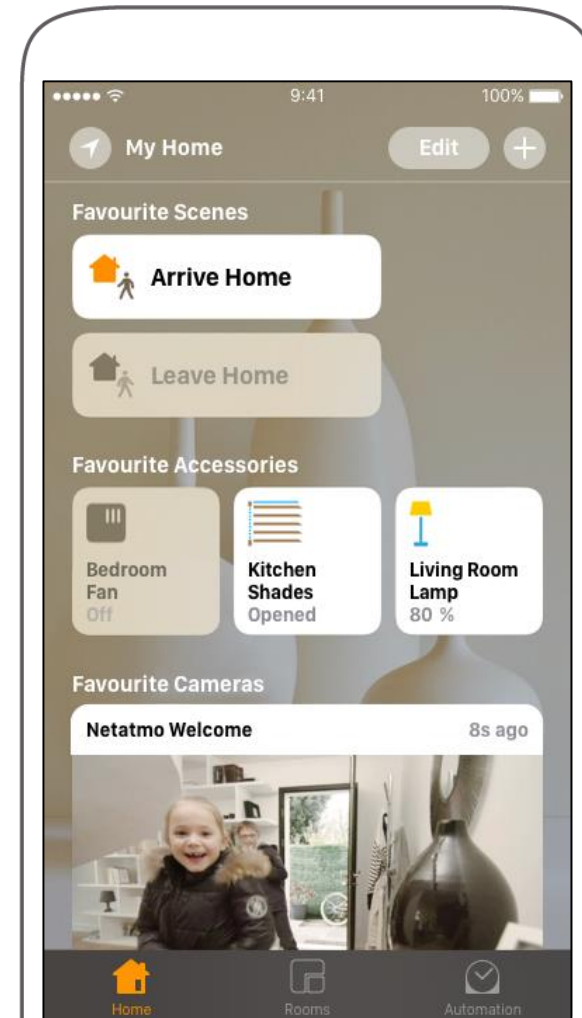
Welcome works with Apple HomeKit* to provide an unparalleled and effortless smart home experience.

For easy control of all your smart home devices, just open the Home app or ask Siri – it's magic!



*available during summer 2018

12/06/2018





MAKE YOUR HOME SMARTER WITH GOOGLE ASSISTANT

Just say: “OK Google, show me the entrance camera on my TV”





INSTALLATION

Install the camera in just a few minutes:

- 1 Plug in Welcome
- 2 Download the App on the Google Play Store or the App Store
- 3 Pair Welcome with your phone directly in the App

WATCH INSTALLATION VIDEO

<https://www.youtube.com/watch?v=tOzQJagLtXI>



INSTALLATION

Requirements:



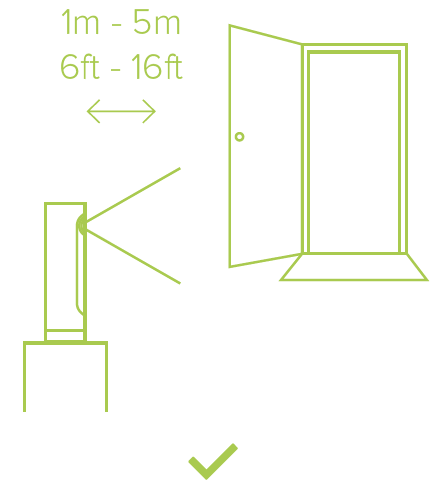
Internet connection



Indoor only



Stay away from sources of heat



Place Welcome on a table or shelf facing the entrance



ADDITIONAL ACCESSORY



NETATMO

indoor siren

Sounds when an intrusion is detected



EQUIP YOUR HOME WITH A COMPLETE SECURITY SYSTEM





FOR AN EXTRA LAYER OF SECURITY



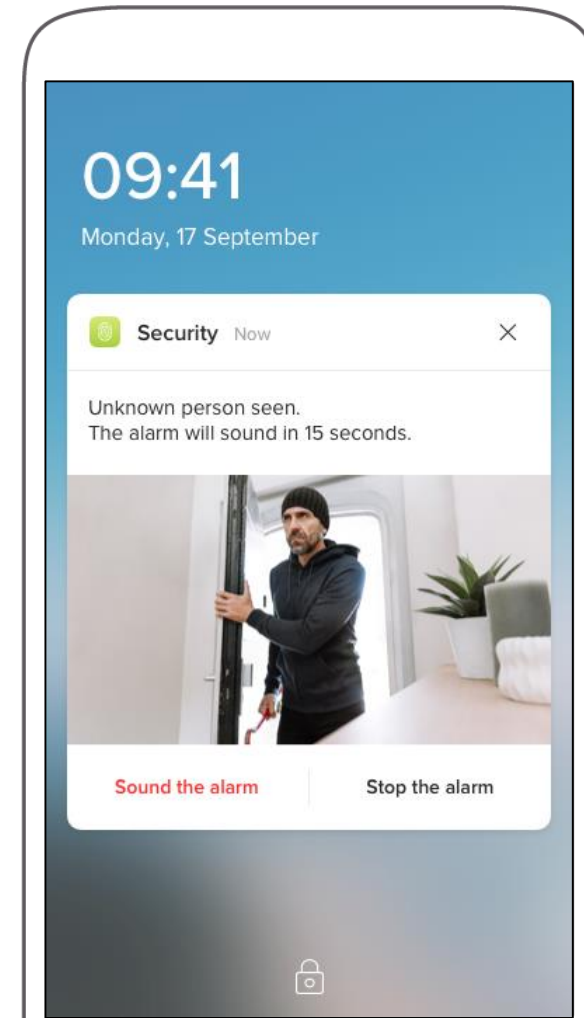
Add the Netatmo Indoor Siren to your Welcome camera for a complete security system that protects your home.

The Indoor Siren only works with the Welcome camera, sold separately.



SCARE INTRUDERS AWAY

When a burglar is detected by the Welcome camera, the Indoor Siren triggers a **powerful 110 dB alarm** and scares away the intruder to protect your home against thefts.





NO FALSE ALARMS



The Netatmo Welcome camera uses face recognition and people detection to only trigger the Indoor Siren when an intrusion occurs : **no false alarms caused by a loved one, a pet or any other harmless movement.**



AUTOMATIC ARM/DISARM



No stressful countdowns or passcode to enter.

The Security System arms and disarms itself automatically when authorized people are detected home or away by the Welcome camera.



A TRULY INTELLIGENT SIREN



PRE-RECORDED SOUNDS

The Indoor Siren comes with a variety of sounds such as dog barks and other home noises. Play them in order to simulate a presence and deter intruders.



TAMPER DETECTION

The Siren features a motion sensor that triggers the alarm and immediately alerts you on your smartphone when someone tries to disable it.



ON-DEMAND TRIGGERING

Trigger the Siren manually with just a simple click on your smartphone. Sound an ear-piercing burglar alarm in case of emergency.



BATTERY-OPERATED (HARDWIRED OPTIONAL)

4 AA batteries with 2-year lifespan are already inserted in the product (power adapter and microUSB cable not included)



INSTALLATION

Install the Indoor Siren in just a few minutes:

- 1 Pair the Indoor Siren with your phone directly in the App
- 2 Stick or screw the Siren to the wall or ceiling (mounting kit included)
- 3 That's it!

WATCH INSTALLATION VIDEO
(soon available)



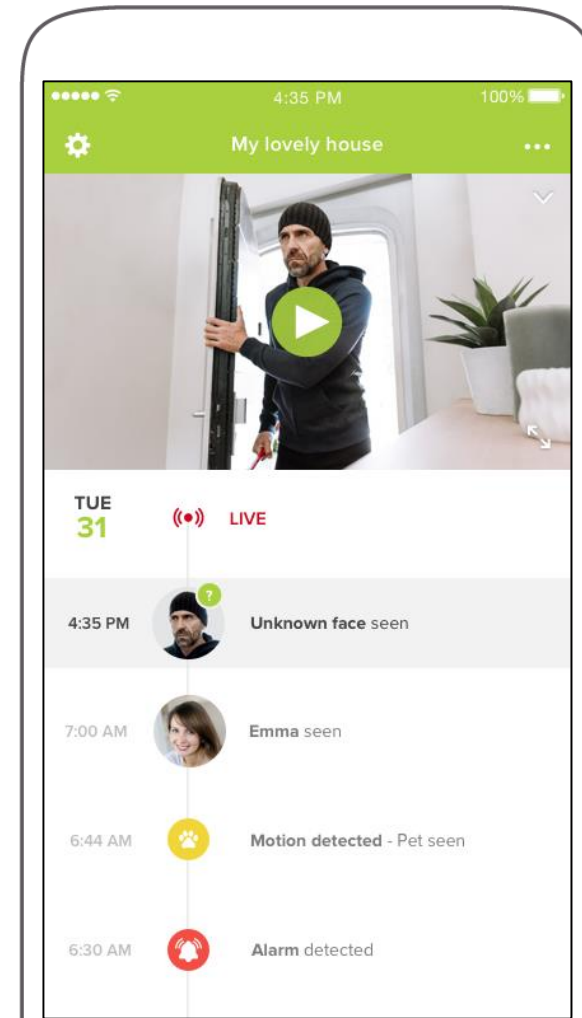
TRY THE DEMO APP

iOS:

<https://itunes.apple.com/gb/app/id951725393?ls=1&mt=8>

Android:

<https://play.google.com/store/apps/details?id=com.netatmo.camera&hl=en>





FAQ NETATMO WELCOME

How can I access my videos?

Your videos can be easily accessed through the App on your smartphone, tablet or PC/Mac.

How many people can have access to the camera?

As many people as you wish can have access to the camera via the App.

How many videos does Welcome record?

The number of video clips depends on how long a video is and the size of the microSD card used. With the included microSD card you can usually store more than 100 video sequences on average.

How many cameras can I connect to the App?

An unlimited number of Welcome cameras.

Can I place the camera outside?

No, Welcome is an indoor camera only.

Can Welcome be wall mounted?

No.



FAQ NETATMO WELCOME

Can I tilt the camera remotely?

No. However, the 130° field of view gives you an extra-large view and covers even large rooms.

Are batteries needed for the camera?

No, the camera is plugged in.

Will I receive a notification when the camera has no power?

Yes, a notification will be sent to your smartphone.

What is the Ethernet port for?

You can connect Welcome with the internet either via Wi-Fi or Ethernet.

How many faces does it recognise? 16

32 faces.



FAQ NETATMO WELCOME

How does the camera know someone is “Away”?

There are three ways for Welcome to determine if someone is “Away”:

1. In the App, go to your profile and enable Welcome to be assisted by your phone’s location. Once you are more than 100 m / 330 ft away from your house you will be considered “Away”.
2. Set a certain duration: when someone is not seen for x hours, the person is considered “Away”.
3. Define in the App that you are “Away”.

How does the camera know someone is “Home”?

When the camera sees someone, it considers the person is “Home” for the next x hours (as defined in the settings).

What is Welcome’s alarm detection?

When Welcome hears an alarm, the camera will alert you, record a video and it will appear in the app on your timeline.

What is Welcome’s pet detection feature?

Welcome’s unique pet detection feature enables you to ignore pet motion to prevent false alerts caused by your pet’s movements around the house. Alternatively, you can enable pet motion to receive alerts when your pet is seen by the camera. You can also separately choose to enable / disable video recording of your pet.



FAQ NETATMO WELCOME

What happens if someone takes my camera?

You will get a notification that Welcome was switched off. If someone takes your Welcome, the person cannot access your data and videos without your Netatmo account details.

What happens when the SD card is full?

When the SD card is full, the oldest videos will be overwritten with the newest videos.

What happens if the SD card is removed?

The camera will stop recording when the SD card is removed. Further, all videos and identification data that are stored on the SD card, are removed from the camera.

How does FTP work?

Your videos will always be encrypted and stored on Welcome's microSD card, plus, if you activate the FTP, they will be instantly stored on your personal server as an additional backup.

How does Dropbox work?

In the app settings you can choose to connect your camera with your Dropbox account.



FAQ NETATMO WELCOME

What is stored in the cloud?

There is only a screenshot of each video stored for free in the Netatmo cloud. The camera selects a screenshot with the clearest photo of a face. Screenshots are sent through a bank-level encrypted connection to your device.

What is stored on the camera?

Identification data and videos are stored locally on the cameras microSD card. Remove the microSD card and the identification data and videos are removed from the camera.

What is stored in the App?

No videos, no screenshots and no identification data are stored on the App or on your device. All videos are stored on the camera and sent through an end-to-end encrypted connection to your App. Screenshots are stored in the cloud and sent through a bank-level encrypted connection to your device.



FAQ NETATMO INDOOR SIREN

How does the Siren know when an intrusion is occurring and when it needs to sound?

The Siren knows when an intrusion is occurring thanks to the information given by the Netatmo Welcome camera which uses the face recognition technology to detect intruders.

Why does the Siren beep for a few seconds before it sounds?

When the Siren is triggered, it will start beeping for a few seconds before sounding at 110 dB. This leaves you some time to identify yourself with Welcome or to stop the Siren from the App, if necessary.

How long will the Siren sound for when it detects an intrusion?

You can define in the App for how long you would like the Siren to sound.

What happens if I don't want the Siren to sound for specific unknown faces? For example the electrician or the plumber?

The Siren will sound if unknown faces are detected at home while no known family members are at home. If you are away from home and do not want the Siren to sound, you can set it to remain silent, directly from the App. You can also fully disarm the Siren manually from the App.

Will the Siren sound when my pet is in the house and no known person is home?

The Siren's triggers are entirely customizable. Welcome includes a pet detection feature and can differentiate motion caused by pets from other types of motion. This enables you not to trigger the Siren for motion generated by your pet while still keeping it active for intruders.



FAQ NETATMO INDOOR SIREN

How does the automatic arm/disarm work?

The Netatmo Security System works with the Welcome camera and its face recognition technology. Thanks to that, the System recognizes the inhabitants and arms or disarms itself automatically in a smarter way than other standard alarm systems.

How should the Netatmo Indoor Siren be installed?

The Siren needs to be placed in the same room as the Netatmo Welcome camera as both products communicate together through Bluetooth Low Energy. It can either be stucked or screwed to the wall.

How many Sirens can I connect per camera?

You can connect 1 Siren per camera. Its ear-piercing 110 dB sound ensures an efficient deterring effect on intruders throughout your home.

Can I interconnect all my Netatmo Indoor Sirens?

Yes, if you have several Welcome cameras and several Netatmo Indoor Security Sirens, you will be able to interconnect them. This way, when one Siren starts sounding because an intrusion is detected, all the other Sirens in your home will be sounding as well.

Can I place my Siren outdoors?

The Indoor Siren has been designed for indoor use only. Nevertheless, the Siren is loud enough to alert your family and neighbors.



FAQ NETATMO INDOOR SIREN

What happens if the Internet does not work?

If the Internet does not work, the Siren will still be able to sound to deter intruders, but you will not be alerted on your smartphone when the intrusion occurs. Welcome will still be able to detect intrusions and to communicate this to the Siren as they interact locally with one another, i.e. without the Internet. You will receive the alert and video of the event on your smartphone as soon as the Internet connection has been re-established.

What if the camera is unplugged: does the Siren still work?

If Welcome is unplugged, you will receive a notification that it has been disconnected. It will not be able to detect faces anymore and to know when an intrusion occurs. It will therefore not be able to tell the Siren when it needs to sound. However, if Welcome had already triggered the Siren before it was unplugged, the Siren will continue to sound, even though Welcome is not on anymore – you will also get the video clip of the intruder before he unplugged the camera.

What happens if the Siren's batteries run low?

When the Siren's batteries are low, you will receive a notification on your smartphone. The batteries can then easily be replaced.

Does the Siren have two-way audio?

No. The powerful 110 dB alarm and the pre-recorded sounds are efficient enough to deter and scare off intruders.



Thank you for your attention