


EN


TECHNICAL
MANUAL



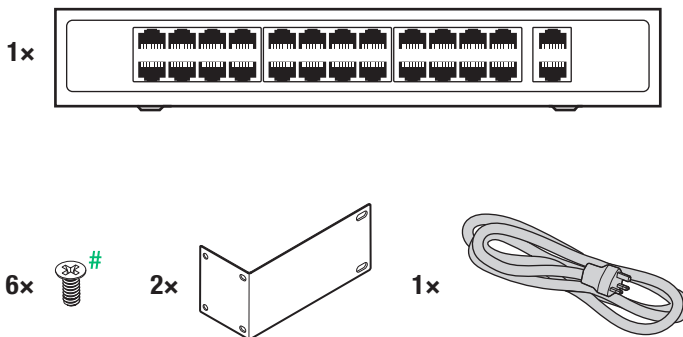
24 non-standard SPOE 24 VDC ports switch
art. IPSWSP24A

COMELIT[®]
WITH · YOU · ALWAYS

Warning

- This Comelit product is designed and manufactured for use in the creation of audio and video communication systems in residential, commercial, industrial and public buildings.
- All activities connected to the installation of Comelit products must be carried out by qualified technical personnel, with careful observation of the indications provided in the manuals / instruction sheets supplied with those products. The product must be installed to the highest standards.
- Disconnect the power supply before carrying out any operations on the wiring.
- Use wires with a cross-section suited to the distances involved, observing the instructions provided in the system manual.
- We advise against running the system wires through the same duct as power cables (230V or higher).
- To ensure Comelit products are used safely: carefully observe the indications provided in the manuals / instruction sheets; make sure the system created using Comelit products has not been tampered with / damaged.
- Comelit products do not require maintenance aside from routine cleaning, which should be carried out in accordance with the indications provided in the Manuals / Instruction sheets. Any repairs must be carried out: for the products themselves, exclusively by **Comelit Group S.p.A.**, for the systems, by qualified technical personnel. Do not use alcohol or aggressive products for cleaning purposes.
- **Comelit Group S.p.A.** accepts no liability for any purpose other than the intended use, or failure to observe the indications and warnings contained in this manual / instruction sheet. **Comelit Group S.p.A.** reserves the right to change the information provided in this manual / instruction sheet at any time and without prior notice.
- The manufacturer, **Comelit Group S.p.A.**, hereby declares that this equipment conforms to the applicable directives. The full EU conformity declaration is available on the web page for the product.
-  In accordance with art. 26 of Italian Legislative Decree dated 14th March 2014, no. 49 "Implementation of directive 2012/19/EU on Waste Electrical and Electronic Equipment (WEEE)", the "crossed-out wheeled bin" symbol indicates that at the end of its useful life, this product must be separated from other waste before collection for disposal. The user should therefore take the exhausted appliance to suitable local collection centres for waste electrical and electronic products. As an alternative to handling this process yourself, you can take the appliance to your local equipment dealer when purchasing a new equivalent product. Electronics dealership businesses covering an area of 400 m² are also obliged to accept waste electronic products smaller than 25 cm for disposal, without any obligation to purchase. Suitable separated waste collection for the subsequent reuse of the appliance sent for recycling, processing and environmentally conscious disposal helps to avoid potential negative effects on the environment and human health, and encourages the reuse and recycling of the materials used in the construction of the appliance.

Package contents



Description

The product supports the transmission of data signals through network devices. The **SPOE** ports provide the power supply for the extensions connected. The **uplink** ports allow cascade connection to extend the network.

The art. IPSWSP24A provides:

- 24 SPOE high speed ports (10/100Mbps)
- 2 uplink ports (100/1000Mbps)
- Wide voltage power supply input (110-240 Vac)
- Maximum power available 24W for each POE port

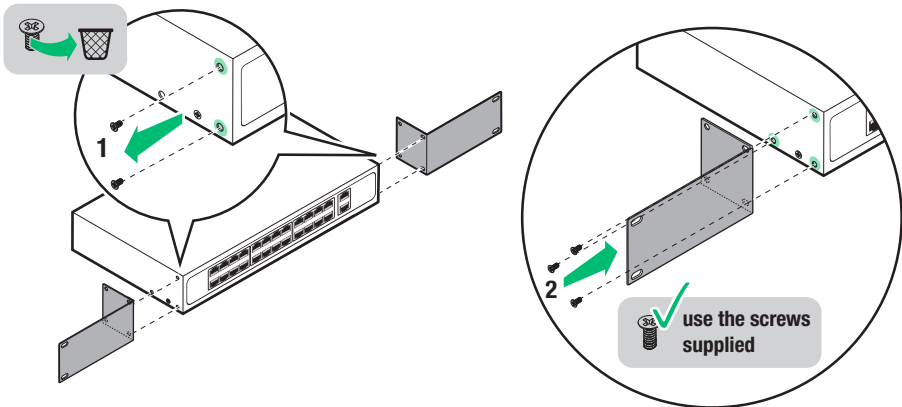


- Use SPOE ports to connect the art. 6804W, 6814W, 6844W, 6854W, 6944W, SHMAN010W.
- Connections among uplink ports and 1440 only with Comelit red cable 1449.

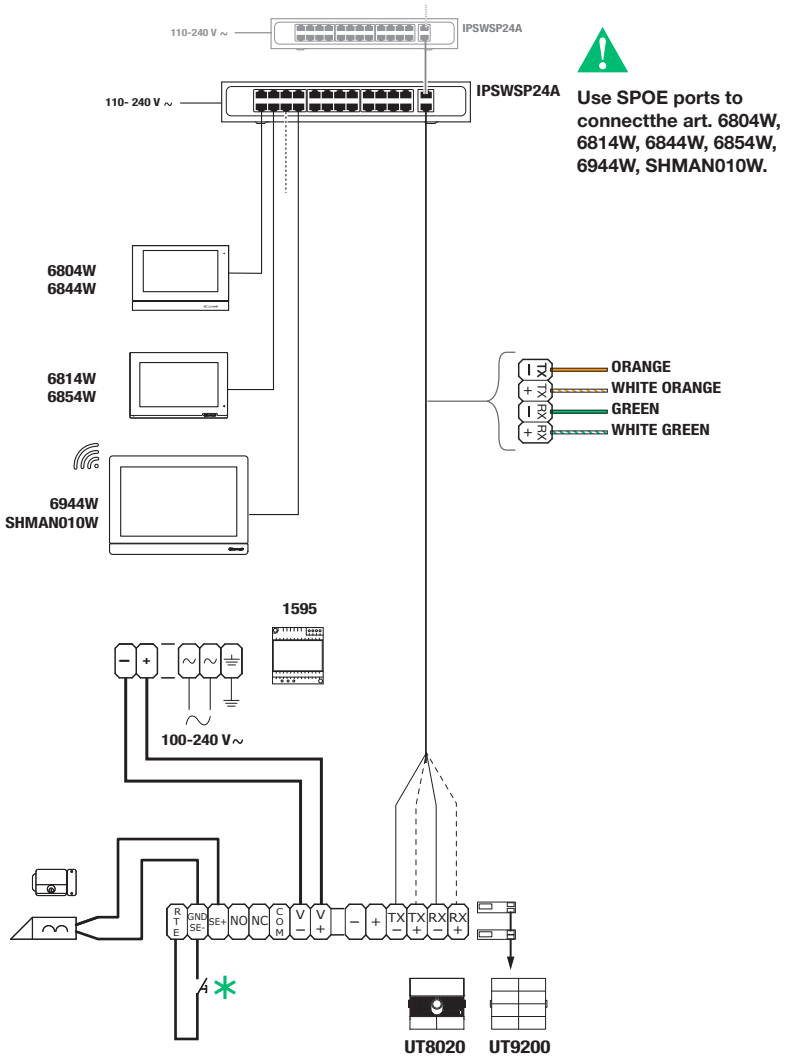
Technical specifications

Product name	24 non-standard SPOE 24 VDC ports switch
AC Power supply input	110-240 Vac 50-60 Hz
Max transmission distance	100 m
Bandwidth	12 Gbps
Port description	1-24 port for SPOE power (10/100Mbps) / 1-2 uplink port (100/1000Mbps)
DC Power supply Output	24V 10.4A 250W
Product size (L x W x H)	270mm x 180mm x 44mm

Fixing brackets for mounting the device in a rack cabinet

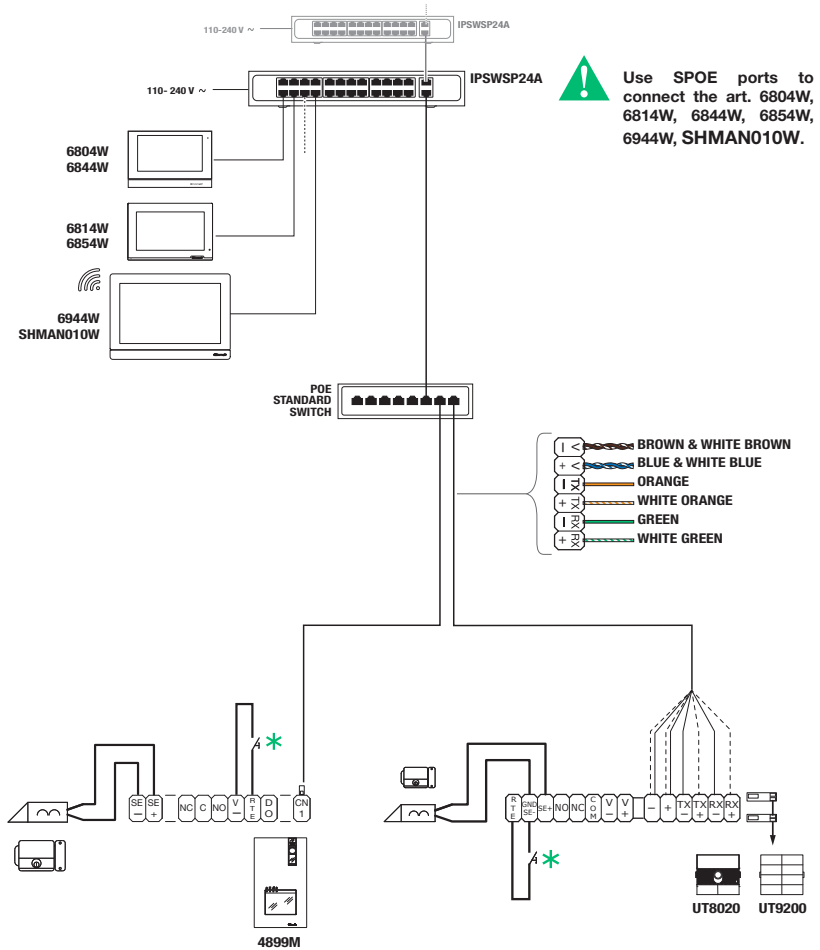


Basic wiring diagram



* 20 m max. Local door-opener button

Variant with PoE standard switch



Use SPOE ports to connect the art. 6804W, 6814W, 6844W, 6854W, 6944W, SHMAN010W.

* 20 m max. Local door-opener button

CERTIFIED MANAGEMENT SYSTEMS



www.comelitgroup.com

Via Don Arrigoni, 5 - 24020 Rovetta (BG) - Italy

8 023903 454116 | 1ª edizione 04/2023
cod. 2G40003160