


CAME 
ENTROTEC

CAME.COM/ENTROTEC



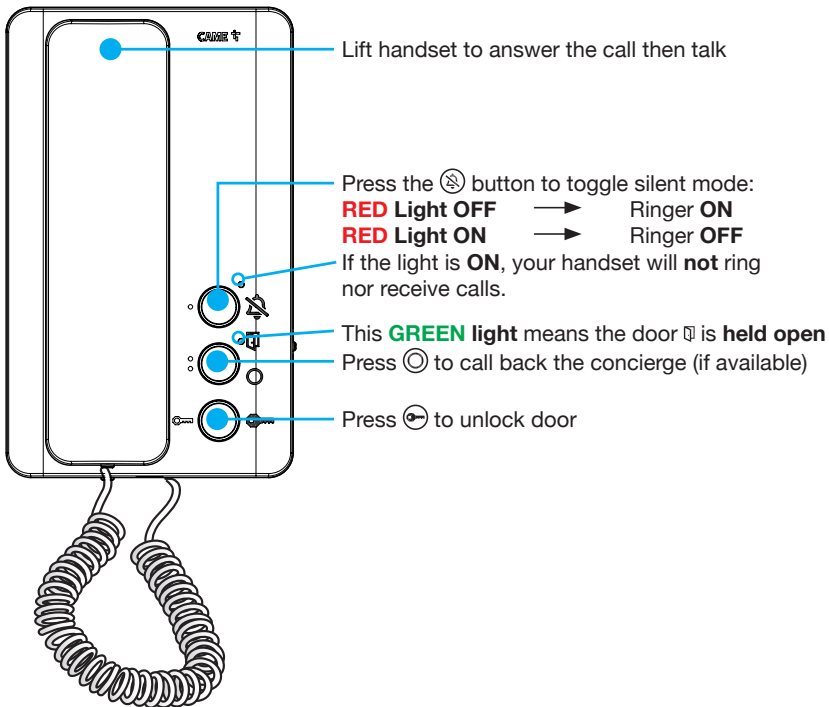
ED5
HANDSET



INSTRUCTIONS FOR USE

ED5 INSTRUCTIONS

CAME 
ENTROTEC



GENERAL NOTES

The door entry phone system is designed so that you have a limited time to answer a call and allow the caller access or not. This is to save inconvenience to other users of the system.

INSTRUCTIONS

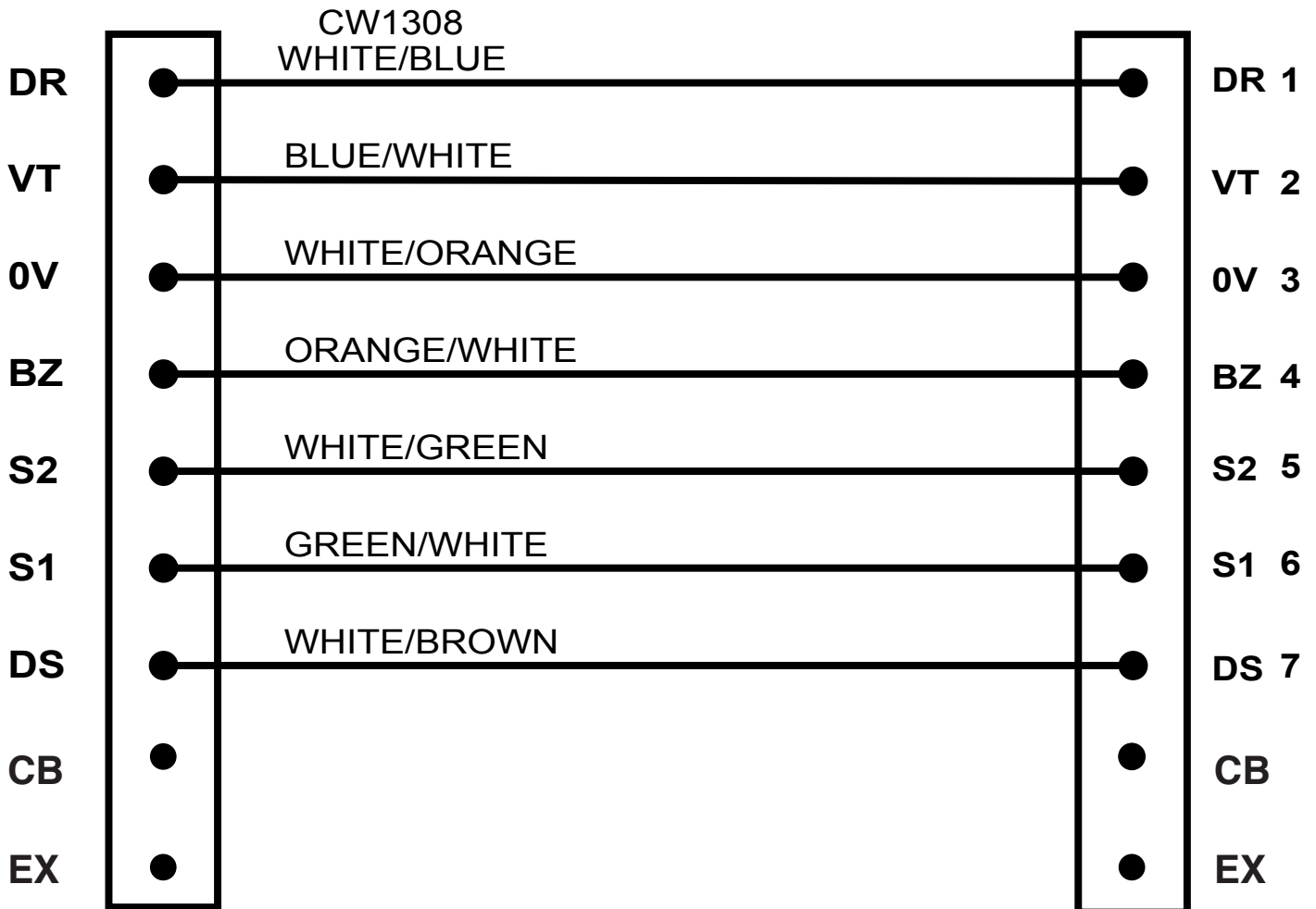
1. When called, the telephone will give a distinctive pulsing tone for up to 25 seconds and then stop. You have approx. 30 seconds to answer the call from the start of the call tone. If the call is not answered within the call period, then the system will reset to allow other visitors to make a call.
2. To answer the call remove the handset from the cradle and speak to the caller. (You have approx. 2 minutes to speak to the caller and then the system will reset).
3. To let the caller gain access, press the lock release button and this will open the door for approximately 10 seconds.
4. When you have completed the call, replace the handset to reset the system.

PRIVACY SWITCH

5. If you do not wish to be disturbed or annoyed by nuisance calls, press the privacy switch (the LED will illuminate to remind you that the handset is in privacy mode). When in this mode the call tone is muted until you reset the switch by pressing it again. There is also a built in timer that automatically resets the switch if you forget to do so. This time period (up to 8 hours) is preset on installation but if you require a longer privacy period then press the privacy switch twice to restart the timer. If you wish to terminate the privacy period press the privacy switch once.

HANDSET CONNECTION

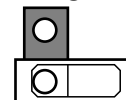
PREFERRED COLOUR CODING FOR WIRING HANDSETS



INSTALLER PLEASE NOTE

- ED5 handsets have a setting for older systems (Vertex, Elite and RDC's). If the ringer fades, turn SW4 ON for legacy operation.
- Switches SW1, SW2, SW3 select the privacy function options. Privacy can be: disabled completely, set to latch on/off or set to time out after a preset time (see table).
- Ringtone volume can be adjusted using the slideswitch. All AGT A ENT handsets are fitted with a Call Tone Volume 0 adjustment (VOL). This may be adjusted to suit level required. Factory setting is full volume.
- Terminal 8 must only be connected to an Extension Sounder, Flashing Beacon or other Aux. Equipment.

PL5



SW1	SW2	SW3	SW4	Time
ON	ON	ON		On/Off
ON	ON	OFF		Disabled
ON	OFF	ON		5 mins
ON	OFF	OFF		15 mins
OFF	ON	ON		30 mins
OFF	ON	OFF		1 hour
OFF	OFF	ON		4 hour
OFF	OFF	OFF		8 hour
			OFF	Normal
			ON	Legacy

CAME ENTROTEC

CAME ENTROTEC

5 Ashwood Court
Oakbank
Livingston
EH53 0TL

Tel: 01506 886230

Support: 01506 886235



© 2025 - EN - ED50925
YOU MAY NOT EVEN PARTIALLY REPRODUCE THIS DOCUMENT
CAME RESERVES THE RIGHT TO MAKE ANY CHANGES TO THIS DOCUMENT AT ANY TIME
THE DATA AND INFORMATION SHOWN IN THIS CATALOGUE ARE SUBJECT TO CHANGE WITHOUT OBLIGATION TO GIVE PRIOR NOTICE BY CAME S.P.A, E&OE



CAME S.p.A.
Came cancelli automatici S.p.A.
is certified for Quality and Environment
UNI EN ISO 9001
UNI EN ISO 14001
BS OHSAS 18001

[CAME.COM/ENTROTEC](https://www.came.com/entrotec)