


YOUR ED5 AUDIO HANDSET USER GUIDE

1




The visitor presses the button for your flat number or dials your number on the main entrance panel

2




Your handset will ring. If the call is not answered the system will reset to allow other calls.

3




Pick up your handset if you wish to speak.


4





Lift handset to answer the call then talk


Press the  button to toggle silent mode:
RED Light OFF → Ringer **ON**
RED Light ON → Ringer **OFF**

If the light is **ON**, your handset will **not** ring nor receive calls.


This **GREEN** light means the door  is **held open**


Press  to call back the concierge (if available)

Press  to unlock door


1. To answer the call remove the handset from the cradle and speak to the visitor. (You have approx. 2 minutes to speak to the visitor and then the system will reset).
2. To let the visitor gain access, press the lock release button  and this will open the door for approximately 10 seconds.
3. When you have completed the call, replace the handset to reset the system.

5




If you press the “lock release”  button the main entrance panel will beep. Your visitor can now enter.


6





Please ask your visitor to ensure the door closes behind them. Replace your handset now.


7

Press  to unlock door



If you do not want to be disturbed press the “silent mode” button  once. The **red light** will come on.
 Please note: you will not receive any calls for 12 hours when the red light is on. If you wish to receive calls before the 12 hour time-out press the “silent mode” button  again and the red light will go off.

8



Remember: it is up to you to control who comes into the building. Only let people in if you are sure of their identity. If you do not wish to speak or let them in simply replace the handset.

9



For your entry into the building place your token to the reader and open the door.

10



PUSH TO EXIT

In emergency press and hold exit button while opening door

For your exit from the building push the exit button and open the door.