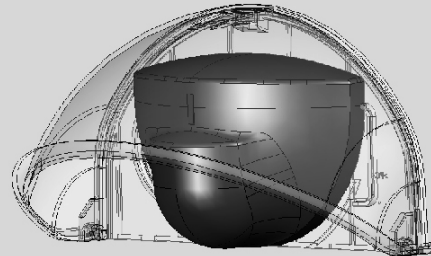
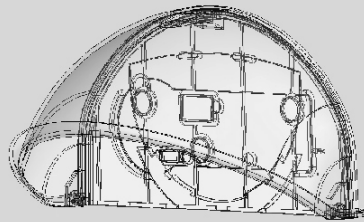




DESCRIPTION - DESCRIPTION - BESCHREIBUNG - DESCRIZIONE - DESCRIPCION - BESCHRIJVING

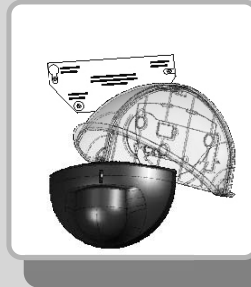


 x 2  
 (4.2 x 19)

INSTALLATION TIPS - CONSEILS D'INSTALLATION - EINBAUHNWEISE  
 CONSIGLI PER L'INSTALLAZIONE - CONSEJOS DE INSTALACION - MONTAGE-ADVIEZEN



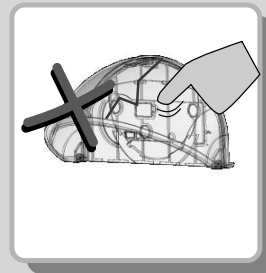
Clean and dry the surface.  
 Nettoyer et secher la surface.  
 Fläche reinigen und trocknen.  
 Pulite e asciugate la superficie.  
 Limpiar y secar la superficie.  
 Oppervlak reinigen en drogen.



Use the EAGLE template.  
 Utilisez le gabarit du EAGLE.  
 EAGLE Schablone benutzen.  
 Usare la sagoma dell'EAGLE.  
 Utilicen la plantilla del EAGLE.  
 Gebruik de EAGLE boormal.



Fix firmly, but do not force.  
 Fixer fermement sans forcer.  
 Festschrauben, nicht überdrehen.  
 Fissate saldamente senza sforzare.  
 Fijar firmemente sin forzar.  
 Vastschroeven, niet forceren.



Do not apply pressure.  
 Ne pas appuyer.  
 Keinen Druck ausüben.  
 Non premere.  
 No apoyar.  
 Geen druk uitoefenen.

INSTALLATION - INSTALLATION - MONTAGE - INSTALLAZIONE - INSTALACION - MONTAGE

