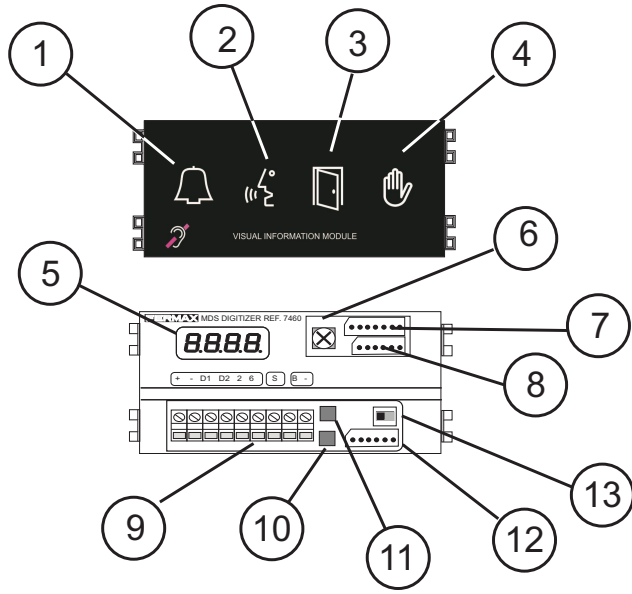


FERMAX CITY SKYLINE MDS DIGITISER PANELS REF. 7460

976841 V-04_13

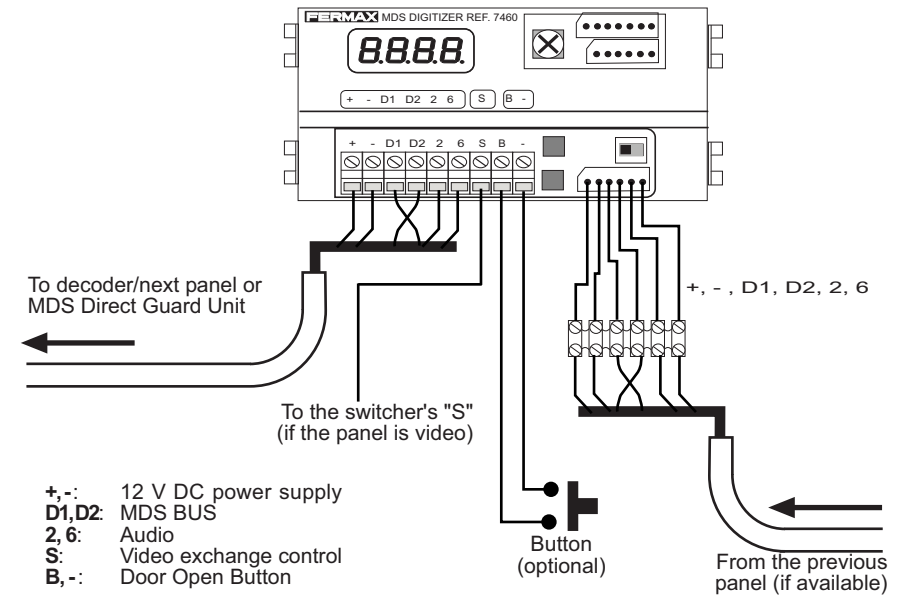
GENERAL DESCRIPTION



1. **Call indicator.** Lights up after a call is made.
2. **"In conversation" indicator.**
3. **"Open door" indicator.** Indicates that the door is opening.
4. **"System busy" indicator.** Indicates that another panel is in use.
5. **Programming display.** To help programming.
6. **Acoustic volume indicators regulator.**
7. **CN1 connector.** Amplifier connection
8. **CN2 connector.** Button and/or keyboard Module Connections.
9. **Installation connections block.** MDS Output
10. **S Button.** For programming
11. **P Button.** For programming
12. **MDS input from the previous panel.** If available.
13. **Audio switch.** In order to manually enable the audio with decoders.

Technical Specifications
 - Power supply: 12V DC/ 150 mA (max)
 - BUS: MDS FERMAX protocol on RS-485
 - Operating temperature: -10° C - 40° C
 - IP=43; IK=05

GENERIC INSTALLATION DIAGRAM



For more details, see corresponding installation diagram.

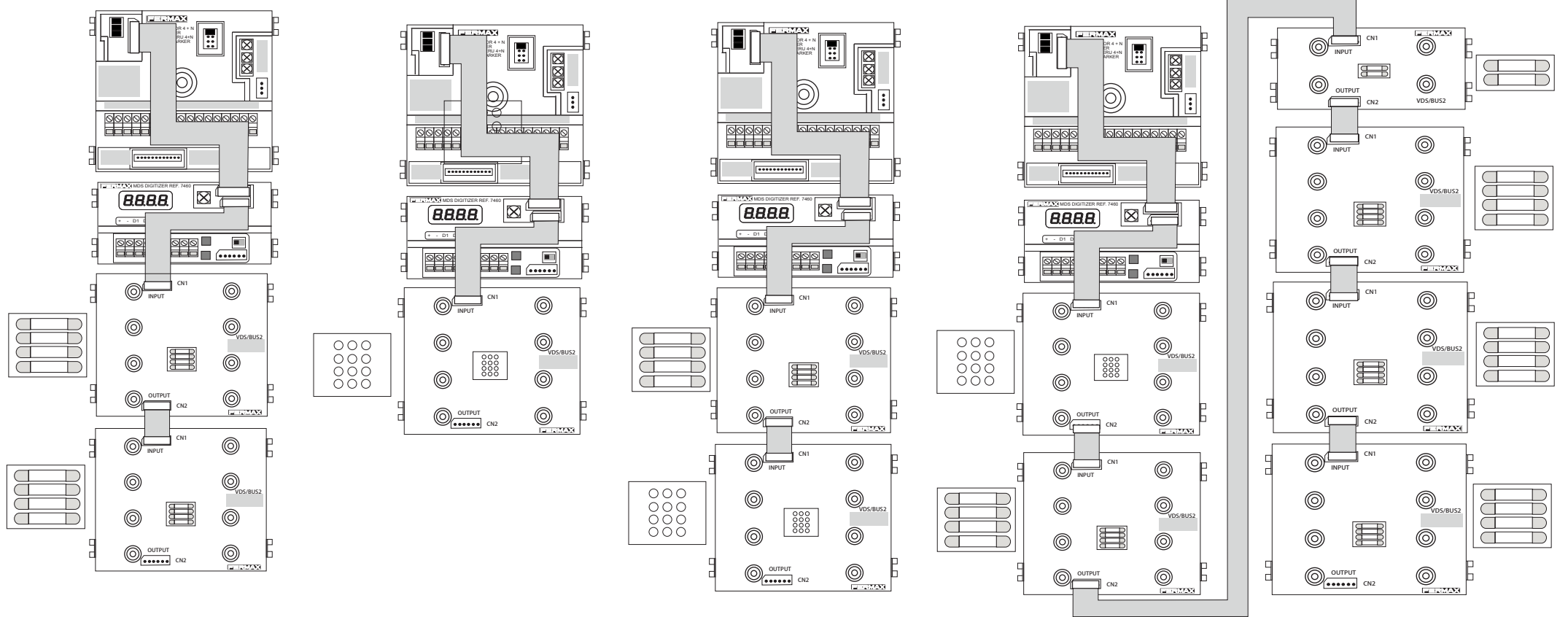
MODULE PRE-WIRING ACCORDING TO CONFIGURATION

ONLY BUTTONS

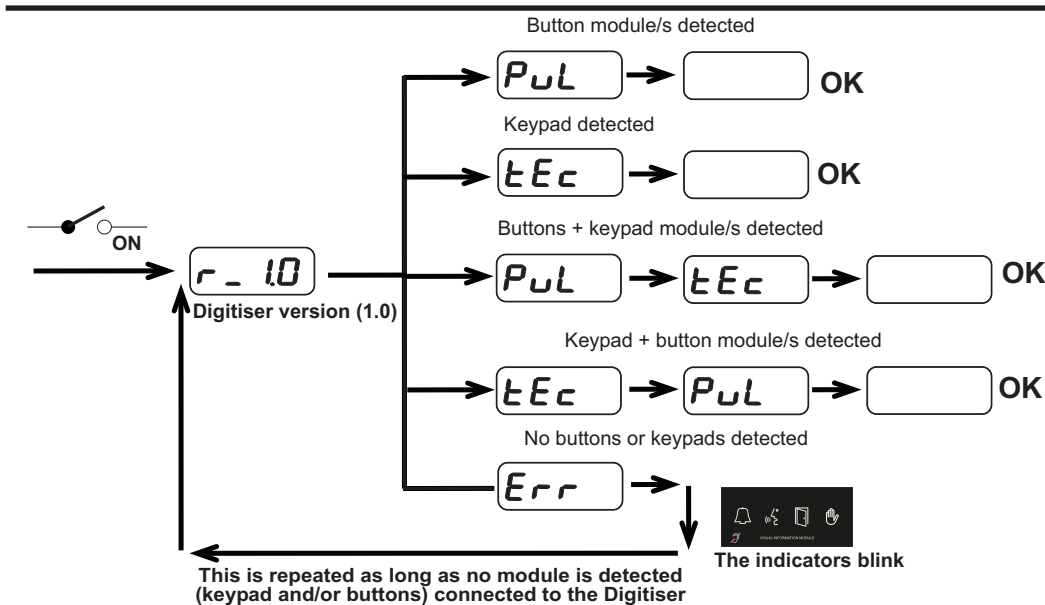
ONLY KEYPAD

BUTTONS + KEYPAD


KEYPAD + BUTTONS



START-UP ROUTINE (upon powering)



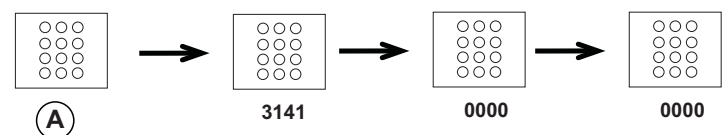
RESTORING FACTORY SETTINGS



Default values:
 Panel Num: 01
 Block Num: 00
 t. open doors from home: 3 s
 t. open doors from inside: 6 s
 T. conversation: max: 60s, min: 16s
 Panel Mode: night

RESTORING NIGHT MODE

Apply if you want to change from day to night mode. This is useful, for example, if you want to enable this mode, and the Guard Unit is not available, or accessible.

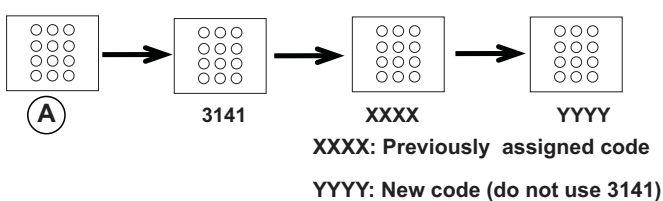


This restoration can also be done via the programming (ConF-Acc.nn)

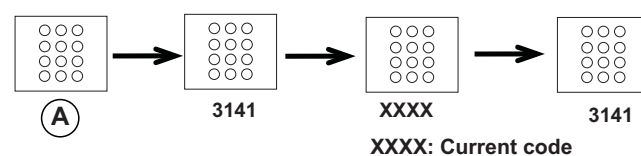
OPEN THE DOOR WITH A 4-digit PIN. Only keypad panels

This function is disabled as long as a code is not assigned in the digitiser's program.

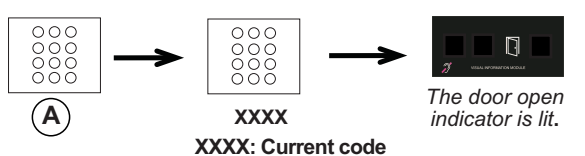
Changing the code assigned in the program



Delete and disable the introduction/change of pin code

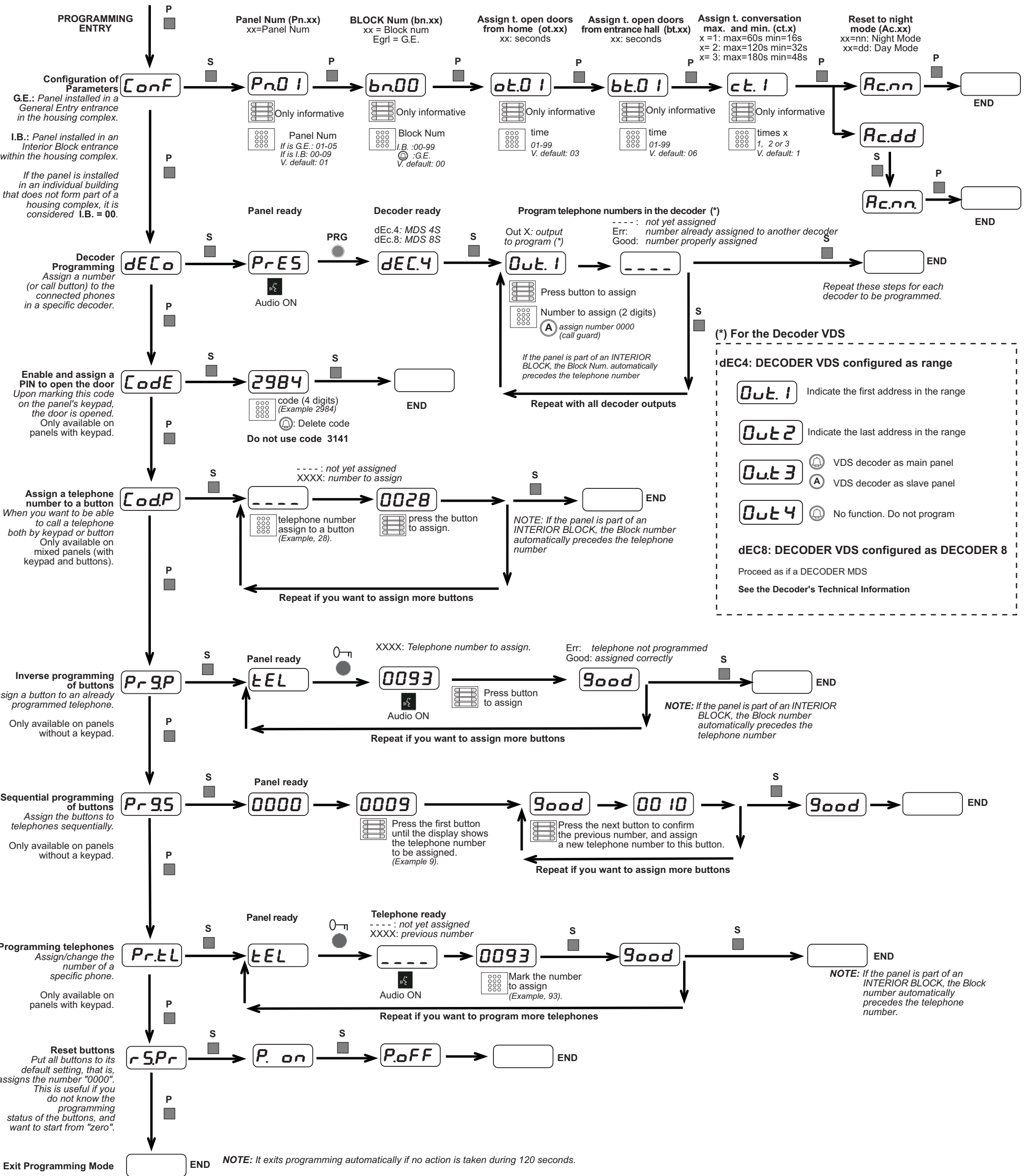


Use the PIN to open the door



In order to enable and register a new code, you must access the Digitisers program.

DIGITISER PROGRAMMING TABLE



SYMBOLS USED IN THESE TECHNICAL INSTRUCTIONS

