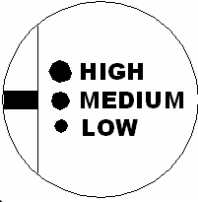


Art.3126 Telephone



Three position volume control:
Use this to adjust the incoming call volume.

- HIGH
- MEDIUM
- LOW

IMPORTANT NOTE: The incoming call tone comes out of the telephone ear piece.

Do not hold the hook switch down while holding the telephone to your ear.



Door release:
Pressing this during a call will open the door.

Door open LED:
The Green LED illuminates whenever the door is open.

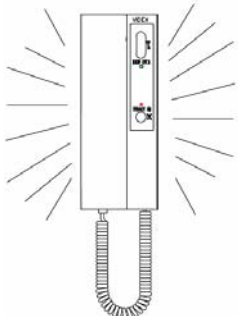
Privacy Switch:
Press this switch whenever you do not want to be disturbed.

Privacy LED:
Red LED indicates if privacy is switched on or off.

ANSWERING A CALL

STEP 1

An incoming call will be signalled by an audible tone from the handset



STEP 2

Pick up the handset and speak with the caller




STEP 3

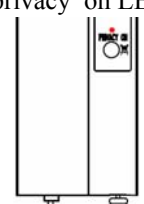
To open the door press the  button
To end the call simply hang up




USING THE PRIVACY FACILITY

STEP 1

To activate the privacy facility (ie. No calls will be received) press the  button. The privacy on LED will illuminate.



STEP 2

To deactivate the privacy facility before it has timed out press the  button. The privacy LED will turn off

