

Art.3117 Telephone



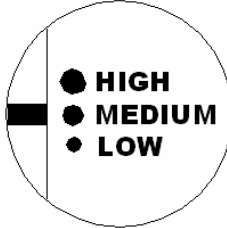
Door release:

Pressing this button at any time will release the door.

Call buttons:

Pressing one of the buttons labelled 1 - 4 will ring another handset.

Three position volume control:



Use this to adjust the incoming call volume.

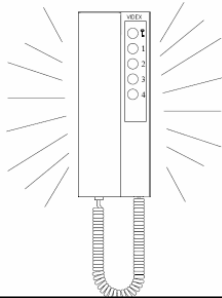
IMPORTANT NOTE: The incoming call tone comes out of the telephone ear piece.

Do not hold the hook switch down while holding the telephone to your ear.

ANSWERING A CALL

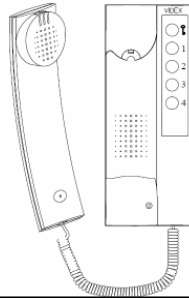
STEP 1

An incoming call will be signalled by an audible tone from the handset




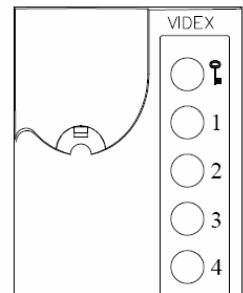
STEP 2

Pick up the handset and speak with the caller



STEP 3

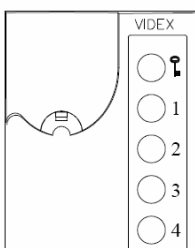
To open the door press the  button
To end the call simply hang up



CALLING A HANDSET

STEP 1

To communicate with another handset lift the receiver and press the relevant button. (labelled 1 – 4).



STEP 2

When the dialled handset is picked up you may speak with the user.

