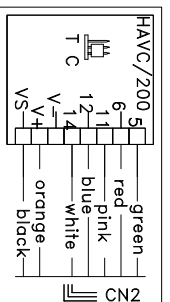
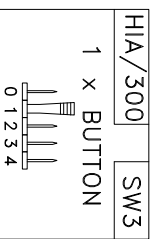
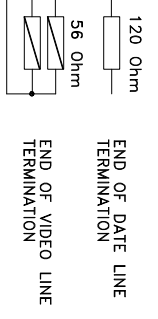


1. IT IS VITAL THAT THE CLOSING RESISTANCES SHOWN ON THE DRAWING AS 56R & 120R ARE CONNECTED AS INDICATED.

2. THE TWISTED PAIRS MUST NOT BE UNTWISTED TO SIMPLY INSERT INTO TERMINALS. KEEP THEM TWISTED TOGETHER ALL THE WAY INTO THE TERMINALS



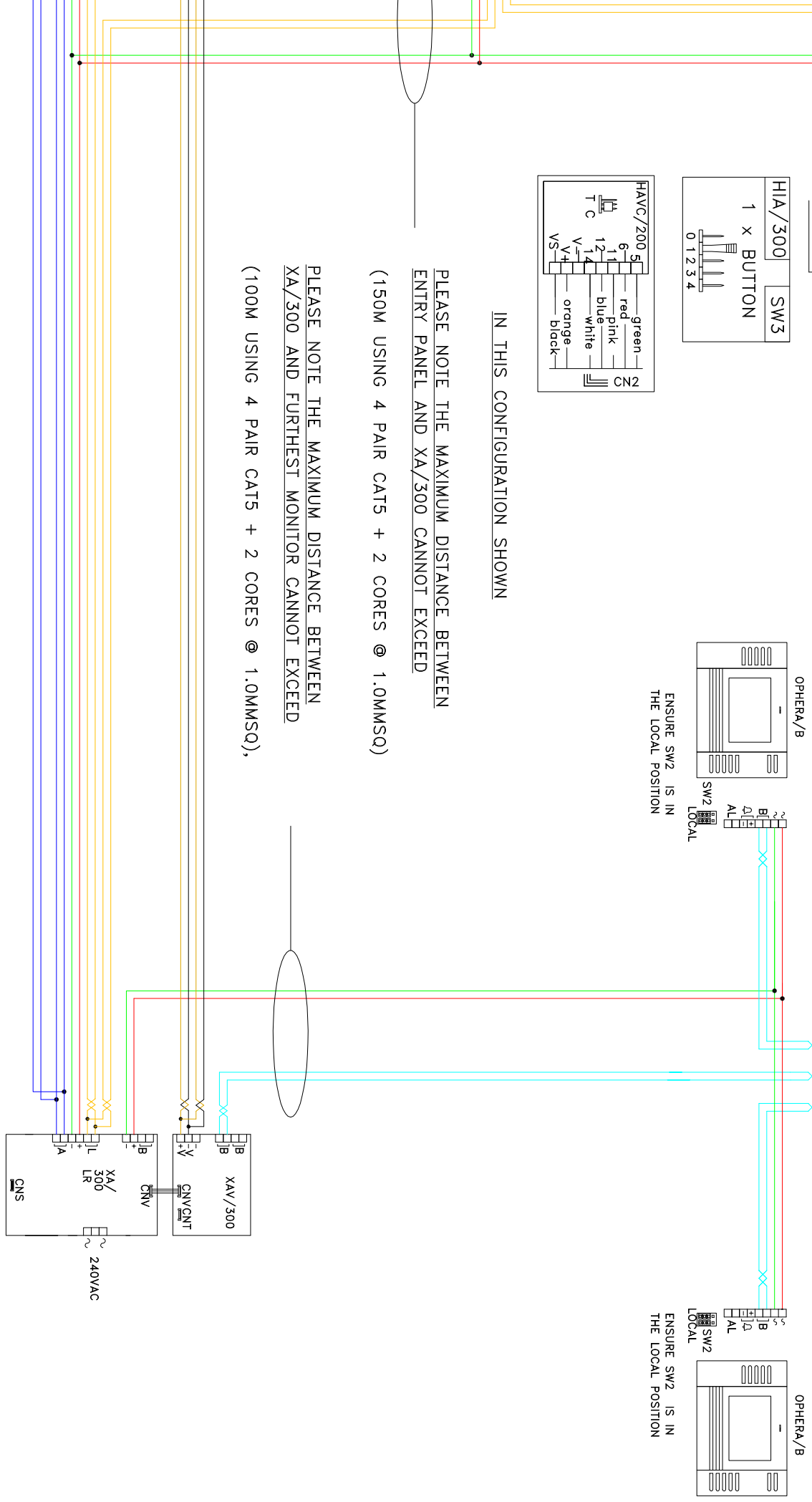
IN THIS CONFIGURATION SHOWN

PLEASE NOTE THE MAXIMUM DISTANCE BETWEEN ENTRY PANEL AND XA/300 CANNOT EXCEED

(150M USING 4 PAIR CAT5 + 2 CORES @ 1.0MMSQ)

PLEASE NOTE THE MAXIMUM DISTANCE BETWEEN XA/300 AND FURTHEST MONITOR CANNOT EXCEED

(100M USING 4 PAIR CAT5 + 2 CORES @ 1.0MMSQ),



PREPARED FOR		DATE: 26/03/08		DRAWN:RC	
BPT (UK) LTD.		HERTS. ENGLAND		REVISID:	
DRAWING TITLE:		2 X 1 BUTTON TARGHA VIDEO ENTRY PANEL & 2 OPHERA MONITORS		DRAWING No: C-112P2C	
INSTALLER INFORMATION					