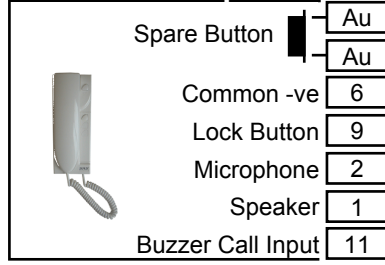


## 4000 Series audio door entry system n users, 1 entrance AC System

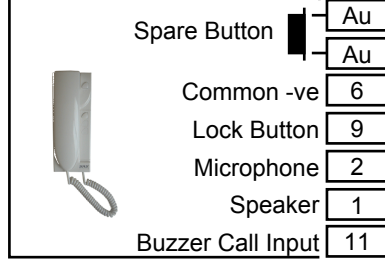
To Following Telephones

### AN9102S Telephone



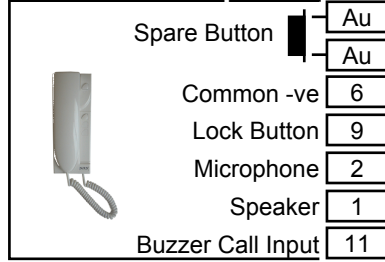
White / Green & White Blue  
White / Orange  
Blue / White  
Green / White  
Orange / White

### AN9102S Telephone



White / Green & White Blue  
White / Orange  
Blue / White  
Green / White  
Orange / White

### AN9102S Telephone



White / Green & White Blue  
White / Orange  
Blue / White  
Green / White  
Orange / White

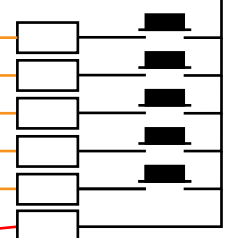
### 9300 psu

12V AC 12  
0V 0

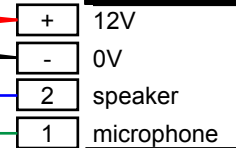
Orange / White  
White / Green & Green / White



### Call Buttons



### 5153M Speaker



Orange / White  
White / Green & White Blue  
Blue / White  
Green / White

### Egress Button



### 12V AC Fail Locked

## Installation Notes

### Cable

Maximum recommended overall distance for 4 pair (CW1308 BT spec.) cable run is 200 metres.

Make connections as shown in the diagram to avoid interference.

### Simultaneous Call

You may call up to 4 telephones at the same time. Connect 1, 2, 6, 9 & 11 in parallel.

### Please Note

2 wires are shown connected in parallel for terminal 6, to the -ve at the speaker unit. This is intentional and should be followed for best results.