

System 300

Single and Multiblock Apartment Audio and Video Entry System



Each system can consist of up to 256 blocks with a maximum number of 2,000 apartments. Each block entrance (max 32 per block) or block porter switchboard(s) can communicate with up to 512 apartments. In addition, there can be up to 64 main entrance panels and multiple main switchboards that can communicate with all blocks/users.

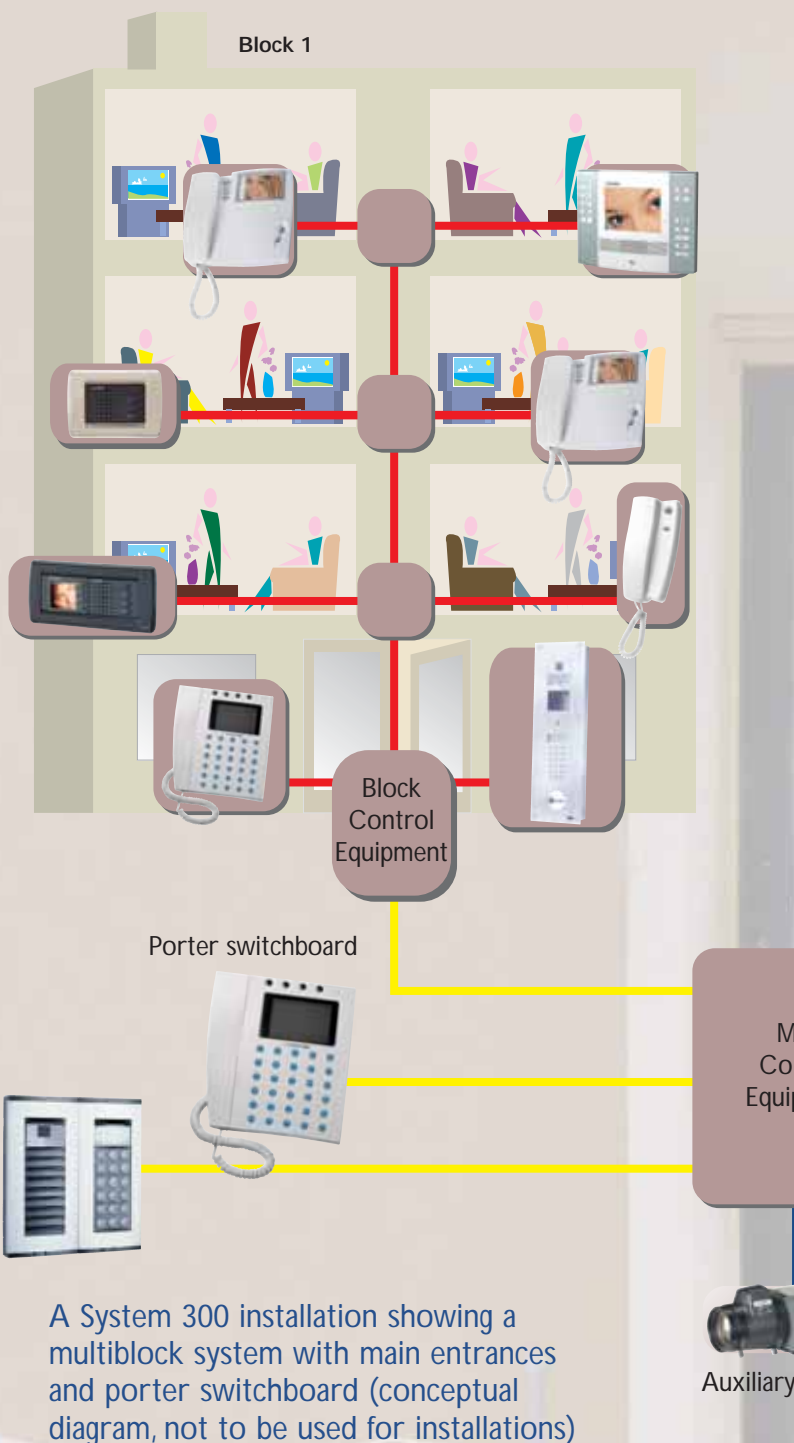
BPT Bespoke Systems for Apartments

One of the most advanced door entry systems ever launched in the UK, System 300 uses two wire upline signal transmission for maximum installation and cost efficiency. It is incredibly flexible and offers great value with distances of up to 800m between panel and controller and up to 750m from controller to monitor.

Unlike most entry systems that rely on three pairs of twisted CAT5 cable as the upline carrier to video receivers, the new BPT System 300 is able to use just one UTP CAT5 pair for all upline video, audio and data signals. Two cores @ 1mm² CSA are also required to supply power on video systems.

With large sites, the System 300 really comes into its own as it can be used across 256 blocks of apartments, each with up to 32 entrances. Each block can have its own switchboard, as well as a main site control room switchboard. All or selected calls may be intercepted from entrances to residents and routed to the concierge switchboard if required, and for the very large apartment, up to 8 intercom monitors can be installed within any dwelling.

The BPT System 300 is modular and can be used with the full range of BPT System 300 equipment. It is also easily interfaced with any access control system for a very secure yet flexible security solution.



A System 300 installation showing a multiblock system with main entrances and porter switchboard (conceptual diagram, not to be used for installations)

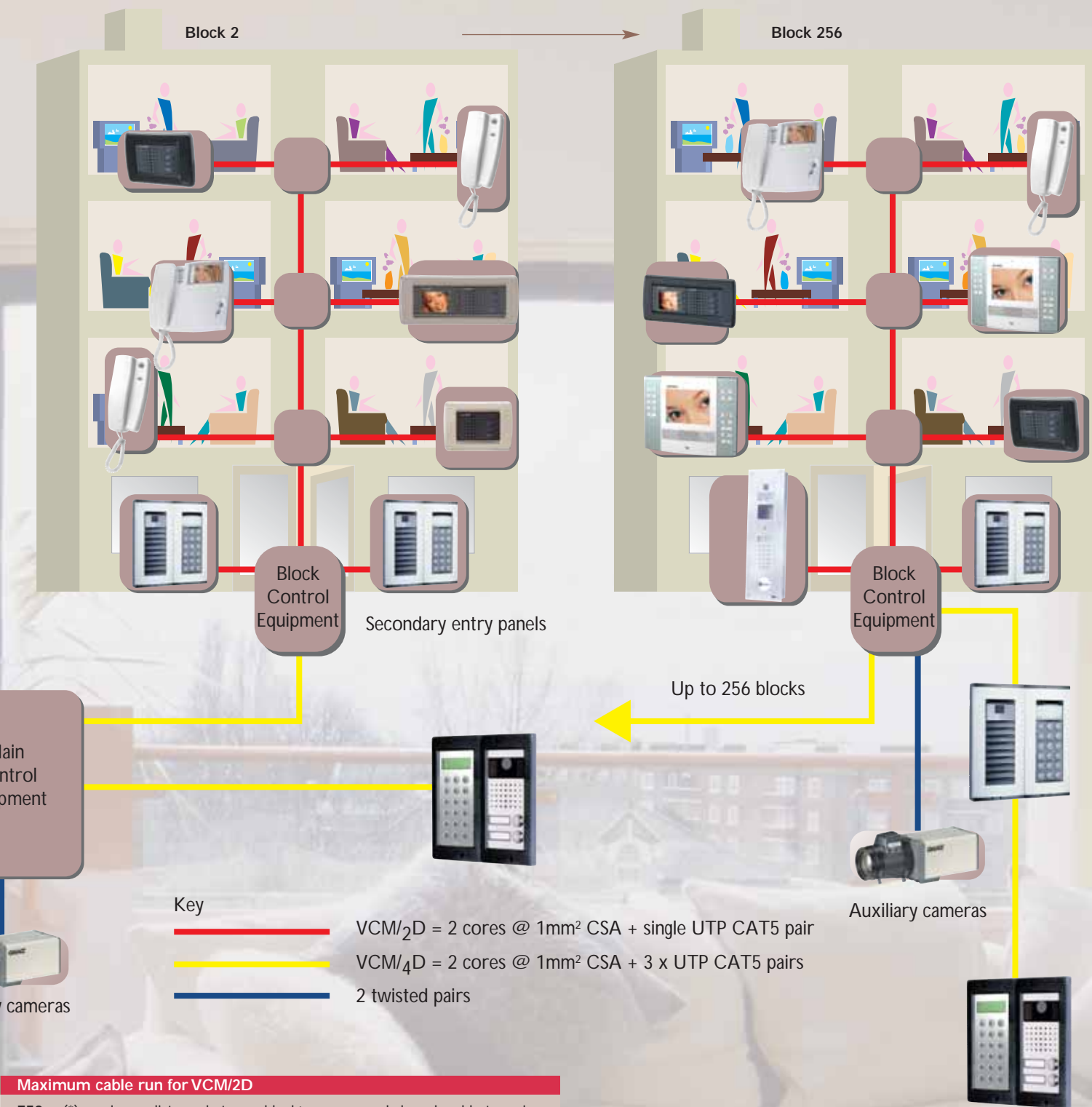
Maximum expansion

- 256 blocks per system
- 2,000 total receivers per system
- 512 receivers per block maximum
- 32 secondary entry panels per block with porter switchboards, if any
- 64 main entry panels with porter switchboards, if any

Choosing entry panels

- up to 64 users: analogue entry panels, System 300
- up to 2,000 users: digital entry panels, System 300

nts & Developments



Maximum cable run for VCM/2D

750m (*) maximum distance between block's power supply board and last receiver
 3,000m (*) total cable run between block's power supply board and receivers

Maximum cable run for VCM/4D

800m (**) maximum distance between main entry panels/porter switchboards and block's power supply board furthest away
 2,000m total cable run between block's power supply board and main entry panels

(*) using XAS/300
 (**) using XDV/303

Aesthetic lines: entry panels



Targha:

entry panel offering the utmost modularity and functionality in flush or surface mounted audio and video versions. With its small size and colour options, brushed steel effect and light grey, Targha has no trouble blending in with the style of any building.




Digital Targha:

digital entry panel offering the utmost performance in the smallest possible package. It is an optimal solution for installations with a high number of users and can be flush or surface mounted. The innovative backlit digital pushbutton panel and graphic LCD display help callers locate the user easily. The digital Targha panels have a memory for up to 2,000 names and can call up to 2,000 addresses.



Digital Targha VR:

practical and functional, these entry panels are hard-wearing, yet stylish and have a memory for up to 2,000 names, can call up to 2,000 addresses, display the system status via a LCD graphical display and have backlit buttons. The ideal solution for large installations that need a vandal resistant option that is aesthetically pleasing.



Targha VR:

very hard-wearing tamperproof entry panel thanks to a stainless steel and polycarbonate front plate 4mm thick. Its streamlined looks and extremely attractive design make it suitable for any architectural setting.



Targha OT:

elegant and refined, the brass entry panel is the front plate that best suits highly prestigious, refined dwellings. The entry panel is flush-mounted and units can also be teamed together side by side.



Digital Stainless Steel Vandal Resistant:

display pre-programmed screen messages or information text on these digital panels that can cater for up to 256 blocks on a single key. With illuminated keyboards and alphanumeric illuminated LCD display, these panels are durable and stylish. The digital panels have a memory for up to 2,000 names and can call up to 2,000 addresses.

Stainless Steel Vandal Resistant:

representing an industry-leading combination of style, strength and durability, there's a vandal resistant, tamperproof model to suit every application.



Aesthetic lines: switchboards

Integra:

porter switchboard which allows the facility of the entire door entry system to be supervised from a central location by concierge or porter.

Features:

- displays messages, status of user extensions, name of extension calling, ID of entry panel calling, etc.
- switchboard can intercept:
 - a) all calls;
 - b) calls from a specific block;
 - c) calls made to individual user extension
- calls receivers with a different tone to that from the entry panel
- storage of up to 50 calls from extensions
- self connection to entry panel and sequential switching between them, set at the time of installation
- call volume, contrast and brightness controls
- video comes on automatically to show visitors after a call to switchboard
- transfer to another switchboard
- dimensions of 208 x 205 x 152mm



Simple programming software

- drag and drop programming
- activity log
- simple configuring
- windows based software



Standard Layout



Standard Diagnostic Screen

Aesthetic lines: receivers



Arctic Blue

Ophera:

flush mount video-audio entry systems combining elegant good looks with advanced functionality and contemporary design which blends effortlessly into the modern home or office.

The Ophera monitor has a high definition 3.5" LCD TFT colour screen with adjustable tilt display to allow viewing from a range of angles. With dimensions of just 158mm wide, 124mm high and 16mm deep (back box 55mm deep), Ophera also has the following functions:

- Controls: brightness, colour saturation, ring tone level selector
- Intercom buttons: 8 way intercom module (optional)
- Operation buttons: audio activation, door lock release, mute/privacy, self-connection, auxiliary services, porter call and panic



White



Orange



Nova:

award-winning flush-mounted audio and video models which blend easily and tastefully into any surroundings. With its modern, no-fuss style and small size, it is the specifier's choice and features 2" full colour screen, push button to speak/listen, lock release, brightness, contrast and 2 auxiliary buttons.



Lynea:

the latest technology, elegant styling, functionality and unbeatable reliability, Lynea impresses with its elegance and soft lines. In addition to the normal BPT controls, the Lynea monitor can also have a 3 or 6 way intercom module added and comes in colour or monochrome, offering an economical solution.

BPT bespoke system features

- drag and drop software for simple and speedy programming, no matter how complicated the system
- software log of activity on the system to aid fault finding
- priority panic button warning from the apartment monitors the switchboard and takes precedent over all other calls
- caller memory at switchboard for porter prioritisation, queuing the callers in the order of their call
- up to 8 monitors per flat with intercom (Ophera monitor)
- choose from 3 styles of flush or surface mount monitors to suit any interior
- audio and/or video options with colour or monochrome monitors
- simple CAT5 cable
- off duty porter switching between multiple switchboards
- mix analogue and digital entry panels
- choose from a range of aluminium, brass or stainless steel, moulded or flat plate entry panels - elegant, stylish and robust to suit every application
- award-winning designer switchboard capable of intercepting and transferring calls from the entry panels, releasing doors and gates and communicating with the residents
- CAD drawings, full design service and technical support



Why BPT Entry Control Solutions?



Manufacturing systems to the highest standards for over 50 years, BPT has one of the highest reliability ratings in the industry, which leads to one of the lowest return rates.

The product range is always evolving and developing and the new products today offer many new innovations and features not seen in any other entry control equipment, one of the reasons why BPT sell more door entry control systems to the trade and are specified through more architects than any other entry control supplier.

BPT Entry Control Solutions offers:

- the ability to take any project from concept to completion
- a full range of audio and video door entry systems and access control solutions that go beyond the imagination for size and complexity
- expert bespoke system design assistance from simple single door entry to complex multiblock installations
- superb technical assistance, support and training by a team of highly experienced engineers

Luxury flats refurbished with BPT equipment at less cost and half the time!

BPT Security Systems (UK) Ltd has had its System 300 installed into Free Trade Wharf by Market Lock & Safe (MLS) as part of an extensive refurbishment of the security system.

Free Trade Wharf, based in the East End of London, consists of 169 apartments spread over seven blocks. These luxury apartments were built in 1987, when the existing security was put in place. In order to avoid the rocketing maintenance costs and update the security with the latest equipment available, the decision was taken recently to refurbish the flats and the door entry system was torn out.

Installer MLS was keen to use BPT's System 300 as a replacement - a door entry system that uses two wire upline signal transmission for maximum installation and cost efficiency. However, rewiring the entire site was not an option.

Unperturbed, MLS trialled System 300 using the existing wiring and it worked like a dream: "Not only did it work perfectly, but it was also very easy to retrofit," states Michael Maragh, Electronics Manager of MLS. "We usually allow for one person to fit four flats per day. With the System 300, we were averaging an incredible ten flats - it was that easy."

A modular system, System 300 has been installed with BPT's YVF/300UK Lynea monochrome video monitors in each flat. These slim, elegant monitors made from white ABS plastic feature superior audio quality and high definition picture image, but at a surprisingly low price.

On the entrances to all seven blocks, System 300 has been installed with specially designed stainless steel analogue panels to fit in the exact space left by the previous panels. The equipment is connected to a digital 'porter' switchboard to allow the concierge to take calls when necessary.



BPT makes a splash in Chelsea Harbour



BPT had its System 300 installed into Chelsea Harbour as part of an upgrade to an original BPT system installed 18 years ago!

One of the first major door entry systems installations for Heston Apex Europe (HAE), Chelsea Harbour has been happily using its BPT System 10 door entry system for 18 years without any problems.

However, the time finally came for an upgrade, but the customer did not want the onerous task of having all the cabling replaced across this 22 acre site that features 300 apartments. The cost and inconvenience to do so would understandably be huge! Chelsea Harbour put the installation out to tender with this proviso, but only BPT could offer a solution with its System 300, which was able to use the existing wiring.

System 300 is a unique door entry system that uses two wire upline signal transmission for all video, audio and data signals, for maximum installation and cost efficiency. A modular system, it has been installed with BPT's Lynea and Nova monitors in the Chelsea Harbour apartments and eight bespoke panels on the entrances to fit in the exact space left by the previous ones. Proximity access control readers have been installed in the panels as an added security measure and for convenience for all residents.

Heston Apex Europe (HAE) Managing Director, Robert De'Antiquis, is delighted with the outcome: "Three separate manufacturers were approached, but BPT was the only company that could use the existing cabling. It's worked superbly. As far as I am concerned, BPT equipment is second to none. I will not install any other manufacturer's equipment."

For sales advice, quotes, ordering equipment, requesting literature, arranging training or technical advice, call 01442 230800, fax 01442 244729 or e-mail sales@bpt.co.uk.

Our lines are open every weekday from 08.30 - 17.30. We close for weekends, bank holidays and at Christmas through to New Year.

BPT Security Systems (UK) Ltd,
Unit 16, Sovereign Park, Cleveland Way, Hemel Hempstead, HP2 7DA
t: 01442 230800 f: 01442 244729 e: sales@bpt.co.uk w: www.bpt.co.uk



bpt
entry control solutions